


11

New India Investment Trust PLC

Annual Report and Accounts
31 March 2011



Contents

1	Financial Highlights
---	----------------------

Annual Report

1	Financial Calendar
2	Corporate Summary
4	Chairman's Statement
6	Manager's Report
10	Results
11	Performance
12	Investment Portfolio – Ten Largest Investments
13	Investment Portfolio – Other Investments
14	Sector Analysis
15	Stock Contribution to NAV Performance
16	Information about the Manager
17	The Investment Process

Directors' Reports and Financial Statements

18	Your Board of Directors
20	Directors' Report
25	Statement of Corporate Governance
30	Statement of Directors' Responsibilities
31	Directors' Remuneration Report
32	Independent Auditor's Report to the Members of New India Investment Trust PLC
33	Consolidated Statement of Comprehensive Income
34	Consolidated and Company Balance Sheets
35	Consolidated Statement of Changes in Equity
36	Company Statement of Changes in Equity
37	Consolidated and Company Cash Flow Statements
38	Notes to the Financial Statements

General Information

52	How to Invest in New India Investment Trust PLC
54	Glossary of Terms and Definitions
55	Notice of Annual General Meeting
59	Corporate Information
60	Your Company's History

THIS DOCUMENT IS IMPORTANT AND REQUIRES YOUR IMMEDIATE ATTENTION. If you are in any doubt about the action you should take, you are recommended to seek your own independent financial advice from your stockbroker, bank manager, solicitor, accountant or other independent financial adviser authorised under the Financial Services and Markets Act 2000 if you are in the United Kingdom or, if not, from another appropriately authorised financial adviser. If you have sold or otherwise transferred all your Ordinary shares in New India Investment Trust PLC, please forward this document, together with the accompanying documents immediately to the purchaser or transferee, or to the stockbroker, bank or agent through whom the sale or transfer was effected for transmission to the purchaser or transferee.

Financial Highlights

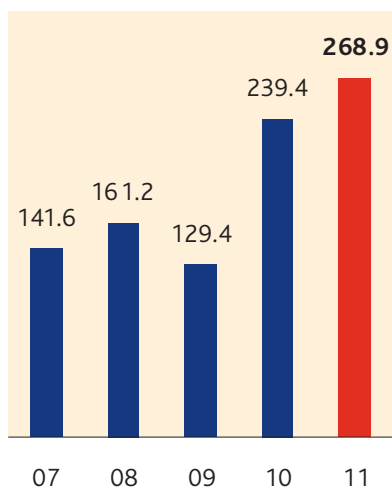
	2011	2010
Share price total return	+11.1%	+95.3%
Net asset value total return ^A	+12.3%	+85.1%
Benchmark total return	+3.6%	+104.0%

Source: Aberdeen Asset Managers Limited, Fundamental Data, Factset

^ADue to all outstanding warrants being exercised in the latest period the basic net asset value performance for the year to 31 March 2011 is based against the diluted net asset value as at 31 March 2010. This has been done to ensure the true uplift in the period is reflected.

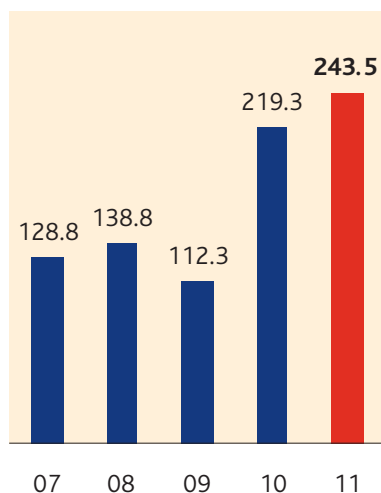
Net Asset Value* per share

At 31 March – pence



Mid-market price per share

At 31 March – pence



* Diluted values used for 2007-2010.

Financial Calendar

7 June 2011	Announcement of Annual Financial Report for year ended 31 March 2011
22 September 2011	Annual General Meeting (11.00am)
November 2011	Announcement of Half-Yearly Financial Report for the six months ending 30 September 2011

Corporate Summary

The Company

New India Investment Trust PLC ("New India" or the "Company") is an investment trust and its Ordinary shares are listed on the London Stock Exchange. The Company is a member of the Association of Investment Companies.

Investment Manager

Aberdeen Asset Management Asia Limited, 21 Church Street, #01-01 Capital Square Two, Singapore 049480 (the "Manager" or "AAM Asia").

Investment Objective

The investment objective of the Company is to provide shareholders with long-term capital appreciation by investment in companies which are incorporated in India or which derive significant revenue or profit from India, with dividend yield from the company being of secondary importance.

Investment Policy

The Company (either directly or through its Mauritian subsidiary, New India Investment Company (Mauritius) Limited (the "Subsidiary")) primarily invests in Indian equity securities. The Company and Subsidiary are collectively referred to as the "Group".

The Group's investment policy is flexible, enabling it to invest in all types of securities, including equities, debt and convertible securities in companies listed on the Indian stock exchanges or which are listed on other international exchanges and which derive significant revenue or profit from India, and Indian securities listed on other international stock exchanges. The Group may also, where appropriate, invest in open-ended collective investment schemes and closed-end funds that invest in India and are listed on the Mumbai Stock Exchange and/or the Indian National Stock Exchange. The Group is free to invest in any particular market segment or geographical region of India. The Group may also invest in small, mid- or large capitalisation companies.

The Manager continues to expect the portfolio to comprise in the region of 25 to 30 holdings (but without restricting the Group from holding a more or less concentrated portfolio).

Currency and Hedging Policy

The Company's financial statements are maintained in sterling while, because of its investment focus, many of the Group's investments are denominated and quoted in currencies other than sterling, in particular, the Indian rupee. Although it is not the Group's present intention to do so, the Group may, where appropriate and economic to do so, employ a policy of hedging against fluctuations in the rate of exchange between sterling and other currencies in which its

investments are denominated. Cash balances are held in such currency or currencies as the Manager considers to be appropriate, although it is expected that this would generally be the Indian rupee.

Borrowing Policy and Gearing

The Group is permitted to borrow up to 25 per cent of its net assets (measured when new borrowings are incurred). It is intended that this power should be used to leverage the Group's portfolio in order to enhance returns where and to the extent that it is considered appropriate to do so.

Gearing will be used in relation to specific opportunities or circumstances. The Directors will take care to ensure that borrowing covenants will permit flexibility of investment policy.

Investment Restrictions

It is the investment policy of the Group to invest no more than 15 per cent of its gross assets in other listed investment companies (including listed investment trusts). The Group does not have any investments in other listed investment companies at 31 March 2011.

Benchmark

The Company compares its performance to the MSCI India Index (sterling adjusted). However, the Company's portfolio is constructed without reference to the composition of any stockmarket index or benchmark. It is likely, therefore, that there will be periods when its performance may vary significantly from the benchmark.

Capital Structure

As at 31 March 2011 and the date of approval of this Report, the Company had a capital structure comprising 59,070,140 Ordinary shares of 25p with voting rights.

Net Asset Value

At 31 March 2011, the Company had total shareholders' funds of £158.8m and a net asset value of 268.9 pence per Ordinary share.

Websites

www.newindia-trust.co.uk
www.aberdeen-asset.com

Company Secretary

Aberdeen Asset Management PLC, Bow Bells House, 1 Bread Street, London EC4M 9HH
Email: company.secretary@invtrusts.co.uk

Customer Services

Freephone: 0500 00 00 40
(Open from Monday – Friday, 9am – 5pm)
Email: inv.trusts@aberdeen-asset.com

Principal Risks and Uncertainties

The Board seeks to set out below its view of the principal key risks affecting its business; more detailed information is available in note 16 to the financial statements. The Board is aware that, apart from those issues it can identify, there are likely to be matters about which it does not or cannot know which may also affect the Company.

With that reservation, the Board believes that the factors which could have the most significant adverse impact on shareholders would be likely to include:

- falls in the prices of securities in Indian companies, which may be themselves determined by local and international economic, political and financial factors and management actions;
- adverse movements in the exchange rate between sterling and the rupee as well as between other currencies affecting the overall value of the portfolio;
- a lack of skill by the Company's investment management team;
- factors which affect the discount to net asset value at which the Ordinary shares of the Company trade. These may include the popularity of the investment objective of the Company, the popularity of investment trust shares in general and the ease with which the Company's Ordinary shares can be traded on the London Stock Exchange;
- changes in or breaches of the complicated set of statutory, tax and regulatory rules within which the Company seeks to conduct its business; this includes the impact on the Company of the introduction of the European Commission's Directive on Alternative Investment Fund Managers; and
- insolvency of a custodian or sub-custodian combined with a shortfall in the assets held by that custodian or sub-custodian arising from fraud, operational errors or settlement difficulties resulting in a loss of assets owned by the Company.

Some of these risks can be mitigated or managed to a greater or lesser extent by the actions of the Board in appointing competent Managers and custodians. In addition, the Board seeks to put in place, through its contractual arrangements and through various monitoring processes, controls which should avert (but do not guarantee the avoidance of) what might be regarded as operational mistakes. However, investment tends to involve both risk and opportunity regarding future prospects, and the Board cannot avoid either in the Company's search for returns.

Duration

The Company does not have a fixed life. However, the Articles of Association of the Company provide for an annual continuation vote.

Capital Gains Tax

To assist those shareholders who invested in the Company at launch in the calculation of capital gains, the apportionment of cost between Ordinary shares and Warrants on 31 March 1994, the first day on which dealing in Ordinary shares and Warrants took place separately, was 91.2% and 8.8% respectively. The final exercise date for the Warrants was 2 August 2010.

Management Agreement

The Company has an agreement with AAM Asia for the provision of investment management services, details of which are shown in note 4 and on page 21 of the Directors' Report.

Chairman's Statement



William Salomon
Chairman

Highlights

- **Share Price Total Return +11.1%**
- **Net Asset Value Total Return +12.3%**
- **Benchmark Total Return +3.6%**

I am pleased to report that your Company performed very well in what was a challenging year for Indian equities. The Company's net asset value per Ordinary share rose by 12.3% to 268.9p, while the Ordinary share price gained 11.1% to end the period at 243.5p, reflecting a slight widening of the discount to net asset value from 8.4% to 9.4%. This performance compares favourably to that of the Company's benchmark, the MSCI India Index, which rose by 3.6%.

The last five years have been testing, both because of the financial and economic crisis and because the performance of your Company relative to its benchmark has at times seemed poor. Having written before about the conservative style of the Manager and how it can result in short-term underperformance, particularly in rising markets, it is now pleasing to report that over the five-year period ended 31 March 2011, on an annualised basis, the Company's portfolio returned 16.4% (before warrant dilution and costs) compared with a return of 14.0% in the benchmark. Your Board believes that your Manager's bottom-up stock picking approach, which focuses on balance sheet discipline, proven management and simple cash-generating businesses with identifiable competitive advantages, is a sound one, and likely to continue to reward shareholders over the longer term.

Indian equities advanced over the year under review, despite external headwinds including Europe's debt crisis and political upheaval across the Arab world. By and large, investor confidence was supported by steady economic and corporate performance at home. It was not, however, all good news on the domestic front. Uncomfortably high inflation, driven by rising energy and food prices, became increasingly worrisome; the Reserve Bank of India sensibly responded by raising its main lending and borrowing rates by a total of 175 and 225 basis points respectively. Corruption revelations also beset the government and spooked foreign investors. Sadly, graft is neither new – nor unique – to India, and it is to the government's credit that some action was taken. Apart from a Cabinet reshuffle, some high-profile individuals, including a former minister, were arrested. There is no denying that greater deterrents are needed, however.

On a more optimistic note, the new Budget contained agricultural investment incentives alongside higher infrastructure spending, which are welcome steps towards tackling India's key weaknesses. A renewed commitment to fiscal consolidation was another positive. The government plans to reduce the budget deficit to 4.6% of GDP; the sale of stakes in state-owned enterprises will help in this endeavour.

Against such a backdrop, the Company's holdings in Tata Consultancy Services and Godrej Consumer Products were among the period's top contributors to performance; both have been adroit at adapting to the changing environment. Not holding market heavyweight Reliance Industries also proved advantageous as margin pressures weighed on its share price. A detailed performance analysis is set out in the Manager's Report.

Share Capital

Your Board was pleased to report a 25.7% increase in the number of Ordinary shares in issue on 4 August 2010 following the final conversion of the remaining 12.1m warrants at 100p per share.

Continuation of Company and Manager

Under the terms of the Investment Management Agreement with the Company, the Manager's performance against the MSCI India Index is measured over each financial year ended 31 March 2011. For the year under review, the Manager has earned £1.2m which represents the first performance fee paid to the Manager since their appointment in December 2004.

Your Board has carefully considered the reappointment of your Manager in light of the performance of your Company, not only in the year under review, but also in previous periods. The Manager's recent performance, long-term track record and well-understood investment style make a good case for their continued appointment. Further information on longer term performance may be found on page 11 of this Report.

Accordingly, your Board recommends that Shareholders vote in favour of resolution No. 9 at the Annual General Meeting, to allow the Company to continue as an investment trust.

Annual General Meeting

The Annual General Meeting ("AGM") will be held at Bow Bells House, 1 Bread Street, London EC4M 9HH on Thursday, 22 September 2011 at 11.00 a.m.

As required by the Company's Articles of Association, both Sarah Bates and myself shall each retire and seek re-election at the AGM. Your Board, having reviewed the reasons for the re-election of Sarah Bates, strongly recommends shareholders to vote in favour of her reappointment. The non-retiring Directors, in my absence, have strongly recommended that shareholders support my own re-election.

In addition to the ordinary business of the meeting, shareholders will be asked to; authorise the Board to buy back up to 14.99% of the Company's issued share capital; authorise the issue of new shares representing 5% of the

present issued share capital; authorise the issue of new shares representing 5% of the present issued share capital otherwise than by a pro rata issue to existing shareholders (i.e., pre-emption); approve the continuation of the Company as an investment trust; and to authorise the adoption of new Articles of Association. In respect of the issue of shares from treasury, the Board's policy is kept under review but remains broadly unchanged from last year. The Board would only expect to sell shares from treasury at a maximum discount of 3% to the prevailing diluted NAV at the time of issue. Your Board recommends that shareholders vote in favour of these resolutions, and intends to do so in respect of its own shareholdings.

As at previous AGMs, there will be a presentation by the Manager and an opportunity to meet the Directors over coffee following the meeting.

Outlook

The Indian stockmarket, like many others around the world, may struggle to make progress in the near term. Elevated oil prices have inflated energy costs and this is understandably concerning, given the country's reliance on oil imports. More monetary policy tightening is needed – and should come as no surprise. Indeed it ought to be welcomed as a sign that the central bank is prepared to address the medium-term problem of inflation in order to lay the foundation for healthy long-term economic development. Inflation can threaten corporate and economic well-being, and it would be unwise to make light of price concerns. That said, inflationary pressures are growing pains often encountered by fast-growing emerging countries.

In all, the occasional bumps in the short term do not detract from India's indisputable potential. Its large consumer market, relatively inexpensive yet skilled workforce and continuous socio-economic developments are big draws. But it is at the corporate level where India truly stands out. The country has a large pool of high-quality companies that thrive despite notorious bureaucratic hurdles and infrastructure shortcomings. The current headwinds suggest that picking the right stocks could prove even more vital. Your Board continues to believe that the portfolio, with its well-run and financially sound companies, is in good shape to weather future uncertainties as well as prosper in better times.

William Salomon
Chairman

6 June 2011

Manager's Report

Overview

During the 12 months ended 31 March 2011, the portfolio's net asset value rose by 12.3% in sterling terms compared with a total return of the benchmark, the MSCI India Index, of 3.6%.

Among our holdings, Tata Consultancy Services and Godrej Consumer Products were noteworthy contributors to performance. Tata's earnings were lifted by the recovery in discretionary IT spending and the continuous trend towards IT outsourcing. Its geographic diversity has positioned it strongly in the current recovery. As for Godrej, robust demand from emerging markets boosted its sales. Its strong emerging markets presence allows it to cross sell its portfolio of brands and products across a number of markets. Our bank holdings, Housing Development Finance Corporation (HDFC) and ICICI Bank, whose growth has tended to outpace that of the overall economy, also contributed positively to relative return.

Conversely, Mphasis was the key detractor. Its shares were pressured by a decline in quarterly revenue while margins contracted sharply on the back of lower billing rates, shadowing the weak results of parent and main client Hewlett Packard. Nevertheless, the company has a healthy balance sheet, continues to generate cash and should benefit further from its professional team of software engineers. Hero Honda was another laggard. Higher raw material costs weighed on its earnings while initial uncertainty surrounding the termination of its partnership with Japan's Honda Motor also depressed its share price.

At the sector level, the lack of exposure to energy, which underperformed the benchmark, served us well. In particular, not holding index heavyweight Reliance Industries contributed significantly. The integrated energy producer suffered from lower refining margins and delays in its exploration projects. These setbacks reinforce our view that the company's move into non-core areas may be diverting attention away from its core strengths.

Over the year, Indian equities posted positive absolute returns as investors took to heart the country's solid economic growth prospects. Sentiment was also lifted by upbeat earnings news as companies gained from recovering demand, both at home and abroad. This held true for many of our holdings. However, a bout of profit-taking amid persistent inflationary fears and interest rate hikes caused stock prices to fall sharply over January and February, paring the year's gains and relegating the local market to that of regional laggard.

Economic News

India's robust economic growth continued unabated during the review period, supported by credit expansion and consumer demand. In the quarter to December, GDP growth slowed to a still healthy 8.2% year-on-year. More recently, manufacturing output accelerated in January, as did services in February. A modest reliance on exports also continued to shield it from growth uncertainties overseas. The finance ministry expects GDP to reach 9.1% for the year ended March 2011 compared with 7.4% achieved in the previous year.

The strong growth was accompanied by inflation. Coupled with the effects of a weak monsoon, the benchmark wholesale-price index climbed to a 21-month high of 11% year-on-year in April. The central bank, the region's most proactive, raised interest rates six times during the review period, bringing its key bank lending and borrowing rates to 6.75% and 5.75% respectively. This helped to moderate goods price gains but while inflation cooled to 8.98% by the period-end, it remains higher than desired. A political bugbear was escalating food costs due to a combination of rising demand, poor harvests for some perishables and supply chain bottlenecks. Public protests compelled the government to control food exports and relax import curbs for some products. Compounding the situation was the rise in the oil price following the upheavals in the Arab world in February, which disrupted oil production. India imports three-quarters of its oil needs.

Not surprisingly, the Budget for the fiscal year to March 2012 chose to focus on spending to help citizens cope with rising prices. It includes cash subsidies for food, fuel and fertilisers, especially for those in low income groups, as well as incentives for investments in agriculture. Spending on infrastructure, healthcare and defence was also increased.

On the political front, the Congress party's prospects deteriorated despite receiving a strong mandate in the previous year. A chief grouse was high food costs but a string of corruption scandals also dented its popularity and hurt investor sentiment. The former telecom minister was accused of auctioning 2G licences at below-market rates in 2008. Meanwhile, several officials from Indian state-owned banks were arrested for allegedly accepting huge bribes to approve corporate loans. Prime Minister Manmohan Singh tried to restore confidence by reshuffling his Cabinet but the move was criticised for failing to remove controversial officials or promote new, untarnished ones.

After prior outperformance, the MSCI India Index rose 3.6% in sterling terms over the review period compared to a total return of around 12.0% in the MSCI AC Asia Pacific ex Japan Index.

On a separate note, authorities, in an attempt to increase liquidity, stipulated that public-listed companies, with the exception of state-owned enterprises, would be required to maintain a free float of at least 25%, up from 10% previously.

Sector Views

Information Technology

India has significant competitive advantage in software and IT services given its well educated, English-speaking, yet inexpensive workforce and a flourishing scientific community. Although sentiment remains cautious, main markets in North America are recovering, with more customers committing to job contracts again. This has driven an upward adjustment of wages and an acceleration in the recruitment of software engineers. In light of this, our holdings have delivered more positive earnings guidance.

We remain major investors in leading software outsourcing companies Infosys Technologies and Tata Consultancy Services. Both have a deep bench of software engineering teams located globally and continue to generate strong cash flow. Tata Consultancy Services reported solid March year-end results while Infosys' earnings were decent. We added to both holdings during the year.

Energy

The ongoing challenge of providing the Indian public with a reliable, reasonably priced energy supply remains incomplete, unpredictable and politicised. The government continued to increase prices for selected energy products and provide relief to oil marketing companies that have had to absorb the upsurge in energy prices. It remains uncommitted to any comprehensive, transparent regulatory framework.

In view of the industry challenges and a lack of transparency and predictability, we have chosen not to have an exposure to the sector. We reiterate our reservations about index heavyweight Reliance Industries because its aggressive expansion into untested oil and gas exploration as well as forays into retail and industrial park activities appear overly ambitious to us. These are areas that require extensive capital outlay and ones in which the company has neither a proven track record nor in our opinion a clear, competitive advantage.

Financials

We have a large exposure to the sector as we see the banks playing a central role in providing finance for consumer spending. Our core holdings are ICICI Bank, a leading lender whose strength is in the urban retail segment, and HDFC, the largest and most proficient domestic mortgage company. Overall, HDFC, as the more conservative of the two banks, has weathered the liquidity crunch better.

As such, we maintain a larger weight in HDFC than in ICICI Bank.

HDFC's sound capital position has enabled it to manage growth across its many businesses. Both HDFC and its associate, HDFC Bank, continue to maintain healthy net interest margins while growing their loan portfolios despite higher interest rates. HDFC Bank posted loan growth of 27% year-on-year in the March quarter while maintaining good asset quality.

ICICI Bank has been strengthening its balance sheet, consolidating its capital and slowing the expansion of its loan book. The new CEO, Chanda Kochhar, is committed to bolstering its deposit base before pursuing further loan growth. Furthermore, it reined in risk by trimming its overseas exposure. The Bank also received regulatory approval to buy Bank of Rajasthan, which will enhance its branch network in northern and western India. For the December quarter, net profits rose over 30% year-on-year as provisions fell sharply. We topped up the holding during the year.

Conversely, we divested Bank of Baroda after a good run and in view of better opportunities elsewhere.

The bribery scandal, meanwhile, did not taint any of our bank holdings.

Consumer Discretionary

The consumer discretionary sector has huge growth potential in view of India's expanding middle class and rising disposable incomes. Despite a period of consolidation in the automotive sector that followed a spell of unprecedented expansion, the motorcycle segment remains resilient as the two-wheelers are relatively affordable and often seen as a necessity rather than a luxury.

We hold Hero Honda, the country's biggest two-wheeler manufacturer. Hero Honda has continued to grow, winning back market share from rival Bajaj Auto by capitalising on its superior rural distribution network and introducing a more attractive range of models. Major shareholders Honda Motor of Japan and the Munjal family agreed to an amicable split with Honda selling its stake in the company to the family. Honda will continue to operate independently in India through its wholly owned subsidiary and Hero Honda will be able to sell motorbikes in overseas markets that it had been barred from by the Japanese company previously.

Consumer Staples

We have four holdings in the fast-moving consumer goods sector, each with a core business that adds a unique facet to the portfolio.

Hindustan Unilever is the locally listed subsidiary of Unilever, which makes and distributes brands in soaps, detergents and personal care. ITC, an associate of British American Tobacco, has a thriving core business in tobacco and a diversified range of businesses that includes packaged food and confectioneries as well as paper, packaging and hotels. We also hold Godrej Consumer Products, a leader in the personal, hair, household and fabric care segments in both India and selected emerging markets.

During the year, we also introduced Nestlé India, which is experiencing fast growth given its leading positions in niche food, chocolate and milk products. Its strong brands and quality products allow it to maintain a healthy margin unlike its weaker competitors.

These companies have strong brands that generate resilient cash flows and tap into India's growing middle class. Their most recent quarterly results attest to the profitability of these businesses. Hindustan Unilever, however, saw earnings fall marginally on the back of higher costs. Nonetheless, the company managed to boost sales growth. We further believe the impact of cost pressures should be temporary given its dominant position in the domestic market.

Materials

Grasim Industries, the flagship company of the Birla Group, remains our core holding in this sector. The leading cement group in India and the world's eighth largest in terms of capacity, Grasim is well positioned to benefit from firm housing demand and infrastructure spending. In the course of grouping its cement assets under one entity, the Birla group distributed shares in Ultratech Cement (through our holding in Grasim). As a result of this restructuring, we hold shares in both Grasim and Ultratech, which will remain our core investments in the building materials segment.

We complement the position in Grasim with Ambuja Cements. Owned and controlled by Swiss cement group Holcim, Ambuja Cements has a substantial network of production and distribution facilities. Holcim recently raised its stake in the company as a means to gain greater exposure to India's long-term demand for cement.

In portfolio activity, we sold paints and coatings company Akzo Nobel as we felt it lacked clear commitment to its Indian operations despite having acquired ICI India in 2008.

Healthcare

Despite the increasingly challenging regulatory environment in the US, a major export market, India has considerable competitive advantage in the pharmaceutical sector given its relatively low costs and access to a substantial talent pool.

Our holdings include a mix of multinational subsidiaries (GlaxoSmithKline Pharmaceuticals, Aventis Pharma) seeking to sell to the local market as well as domestic companies (Sun Pharmaceutical, Piramal Healthcare), which take advantage of their low-cost manufacturing base to penetrate overseas markets.

After a three-year legal tussle, Sun Pharmaceutical finally acquired a controlling stake in Israeli generic drug maker Taro Pharmaceutical Industries; it will build on Taro's expertise in dermatology and paediatrics as well as its presence in North America and Israel. Separately, production was suspended at Caraco, Sun's US-listed subsidiary, because it failed to meet the prescribed manufacturing practices advocated by the US Food and Drug Administration. Subsequently, Sun supplanted Caraco's senior management and is working towards compliance. We are cautiously optimistic that the new team will succeed in achieving its goal. The impact on earnings is not expected to exceed 15% of Sun's consolidated after-tax profits.

Piramal Healthcare sold its non-core diagnostics business and used the proceeds to reward shareholders with a buyback of up to 20% of its shares. We participated in this buyback, which was priced at an attractive premium to the prevailing market price. The company retains a large net cash position following the sale of its domestic formulations business.

On the earnings front, GlaxoSmithKline Pharmaceuticals reported steady profit growth in the December quarter. Aventis Pharma posted a 40% year-on-year increase in net profits in the quarter to March; earlier it paid out special dividends, returning to shareholders cash from the sale of its stake in Chiron Behring Vaccines.

Industrials

We hold ABB India and Container Corporation in this sector. Electrical engineering group ABB is the listed subsidiary of Swiss group Asea Brown Boveri and a beneficiary of the government's infrastructure investments. Owned by Indian Rails, Container Corporation is a near-monopolistic provider of rail freight and logistics services.

ABB acquired Bangalore-based Metsys Engineering and Consultancy to augment its capabilities in the steel industry. Earnings wise, the company struggled during the year from intense competition and price erosion even though top line growth recovered across all segments. We tendered a portion of our shares in the company after its parent offered a significant premium to its trading price to enlarge its stake in the unit.

Improved trading volumes supported Container Corporation's decent full-year results while its net cash position continued to grow.

Utilities

We are investors in Gas Authority of India (GAIL), the country's largest gas distribution company. GAIL has a sound balance sheet and is poised to benefit from the country's growing industrialisation and rising consumption. The company aims to achieve Rs450 billion in revenue by 2011. GAIL won government approval to lay 5,000km of new pipeline and plans to invest Rs5 billion in its gas business. It will also partner Reliance Industries in overseas petrochemical projects. Additionally, its board approved more than Rs80 billion for the extension of the national gas pipeline network from Uttar Pradesh to West Bengal.

We also hold Tata Power, a power generator and distributor; and Gujarat Gas, a gas distributor in which British Gas holds a majority stake.

Telecommunication Services

Despite their dominance, or perhaps because of it, large players such as Bharti Airtel, Reliance Communications, Vodafone and Idea continue to battle fiercely to maintain market share. Some regulatory developments have proven beneficial but newsflow is currently dominated by the 2G licensing scandal.

In the latest developments, both disgraced former telecom minister A Raja and Shahid Balwa, the promoter of DB Realty and Swan Telecom, were arrested for allegedly accepting kickbacks in 2008 for the sale of 2G licences at below-market rates, which may have resulted in the government losing US\$39 billion in potential revenue.

We hold Bharti Airtel, a leading integrated telecom services provider with a nationwide presence that has benefited from its strategic tie-up with Singapore Telecommunications (now the largest shareholder). We are confident that the company's focus on the growing rural segment and competent leadership will help it maintain its dominance in the local cellular market. It also intends to grow in other emerging markets through acquisitions and is focused on turning around the selected African operations of Zain Telecommunications, which it had acquired earlier.

Bharti's revenue has improved but net profits were burdened by domestic competition and costs associated with the acquisition of Zain's African assets.

Strategy

Market volatility is likely to persist in the near term. Inflationary pressures, compounded by the still unfolding crisis in the Middle East, will continue to support the case for higher interest rates, particularly since real rates remain negative. This risks slowing economic growth and hurting corporate profits.

The domestic market thus remains vulnerable to renewed profit-taking. At the macro level, there are doubts over the government's ability to pare the budget deficit given the higher spending planned for various sectors. Investor sentiment also hinges on how ongoing corruption cases play out. Despite these uncertainties, India's strengths are indisputable, particularly over the longer term. It has a favourable demographic profile, which will underpin consumption and industrial output for years to come. It is home to many dynamic companies that are shareholder-friendly and with proven track records while the deregulation of key industries will continue to attract foreign investments. On our part, we will not change our investment strategy, which has worked well for the portfolio. In other words, we will continue to seek out robust companies at attractive prices that will produce good results over the long term.

Aberdeen Asset Management Asia Limited

Manager

6 June 2011

Results

Financial Highlights

	31 March 2011	31 March 2010	% change
Total equity shareholders' funds (net assets)	£158,842,000	£129,320,000	+22.8
Share price (mid market)	243.50p	219.25p	+11.1
Net asset value per share ^A	268.90p	239.44p	+12.3
Discount to net asset value	9.4%	8.4%	
Total return per share	31.71p	139.19p	
Revenue return/(loss) per share	0.15p	(0.63p)	
Revenue reserves per share	1.56p	1.79p	
Prospective gross portfolio yield ^B	1.4%	1.1%	
MSCI India portfolio yield ^B	1.0%	0.9%	
Prospective portfolio P/E ratio ^C	22x	20x	
Operating costs			
Total expense ratio – excluding performance fee	1.53%	1.64%	
Total expense ratio – including performance fee	2.36%	n/a	

^A Due to all outstanding warrants being exercised in the latest period the basic net asset value disclosed at 31 March 2010 is the diluted net asset value. This has been done to ensure the true uplift in the period is reflected.

^B Source – AAM Asia (estimated information)/Factset.

^C Consensus broker views.

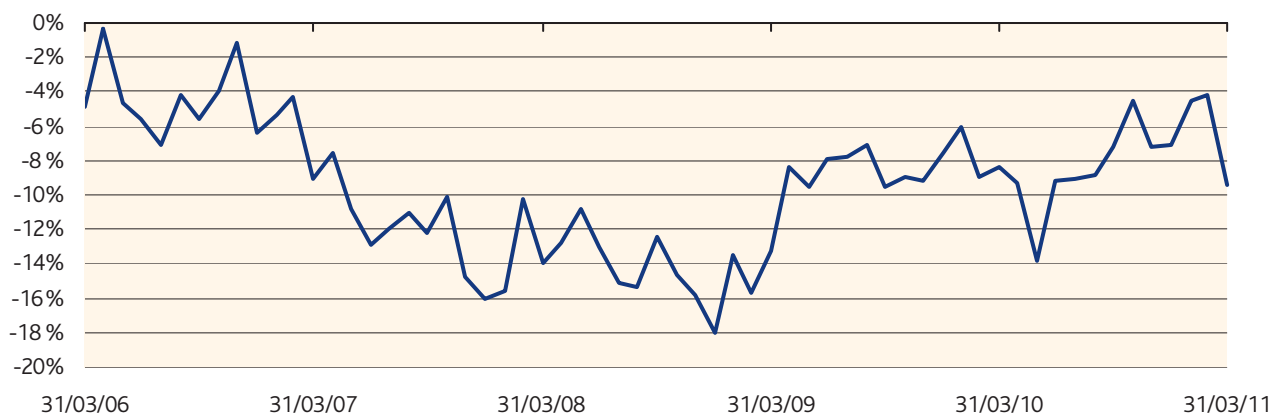
Performance (total return)

	1 year % return	3 year % return	5 year % return
Share price	+11.1	+75.5	+75.2
Net asset value per Ordinary share	+12.3	+66.8	+84.0
MSCI India Index (sterling adjusted)	+3.6	+39.8	+92.0

Performance

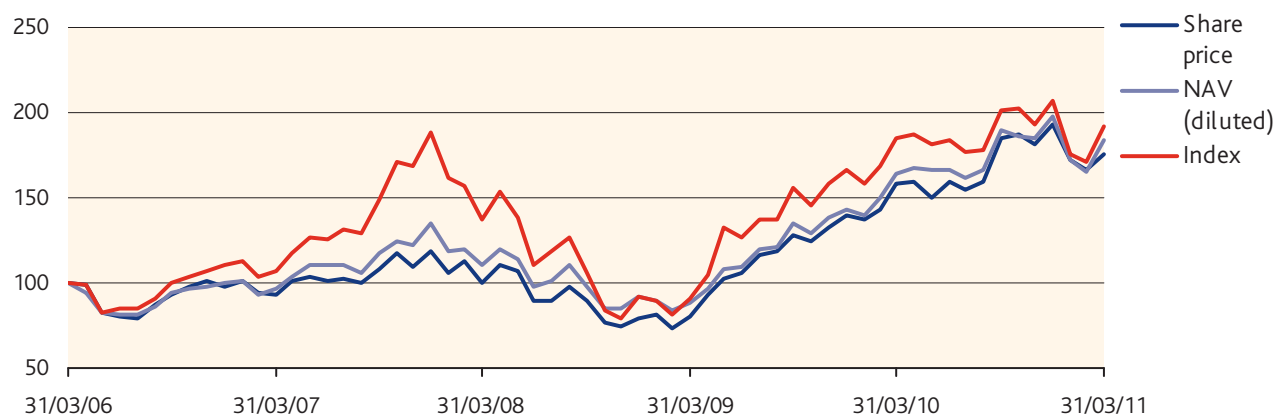
Share Price Premium/(Discount) to Diluted NAV* (the effect of dilution is nil at 31 March 2011)

Five years to 31 March 2011



Capital Return of Diluted NAV and Share Price vs MSCI India Index (sterling adjusted)

Five years to 31 March 2011 (rebased to 100 at 31 March 2006)



Ten Year Financial Record

Year to 31 March	2002	2003	2004	2005 ^A	2006	2007	2008	2009	2010	2011
Total revenue (£'000)	1,706	1,128	1,306	1,857	1,175	1,212	1,073	1,347	1,335	2,338
Per share (p)										
Net revenue return	0.47	0.61	0.97	0.84	(0.03)	0.04	(0.89)	0.18	(0.63)	0.15
Total return	(1.77)	(33.28)	31.36	9.29	65.47	(5.75)	24.85	(41.03)	139.19	31.71
Net dividends paid/proposed ^B	0.20	0.30	0.70	0.70	–	–	–	–	–	–
Net asset value per share (p)										
Basic	87.56	53.98	84.65	93.70	158.47	152.71	177.52	137.45	275.42	268.90
Diluted	n/a	n/a	n/a	n/a	146.12	141.58	161.18	129.36	239.44	n/a
Shareholders' funds (£'000)	41,863	25,810	40,471	44,800	75,797	73,054	84,968	63,653	129,320	158,842

The figures for 2002 to 2005 are for the year to 28 February. The figures for 2006 are for the period 1 March 2005 to 31 March 2006. The figures for 2007 onwards are for the year to 31 March.

The management and investment policy changed with effect from 9 December 2004. Prior to this date the Company invested in Latin American securities.

^A 2005 figures restated following the introduction of International Financial Reporting Standards (IFRS). Figures for 2004 and earlier have not been restated.

^B Following the introduction of IFRS, it should be noted that all of these dividends are the amounts payable in respect of the associated financial year or period. See note 7 to the Financial Statements.

Investment Portfolio – Ten Largest Investments

As at 31 March 2011

Company	Sector	Valuation 2011 £'000	Net assets 2011 %	Valuation 2010 £'000
Infosys Technologies ^A One of the leading information technology companies in India.	Information Technology	16,816	10.6	12,171
Housing Development Finance Corporation Leading domestic mortgage provider with a leading distribution network, cost structure and balance sheet quality.	Financials	15,685	9.9	12,760
ICICI Bank Leading commercial bank group with a strong presence in insurance, brokerage and asset management activities.	Financials	14,319	9.0	9,176
Tata Consultancy Services A major information technology and software service provider.	Information Technology	13,035	8.2	8,568
Hero Honda Motors A former joint venture between Honda of Japan and the local Munjal family, it is the world's largest producer of motorcycles.	Consumer Discretionary	6,321	4.0	6,296
HDFC Bank One of the most profitable banks in India with a strong market position in the country for retail and corporate banking. An associate of HDFC.	Financials	5,655	3.5	4,253
Hindustan Unilever The listed subsidiary of Unilever, the company dominates the consumer staples segment with strong positions in detergents and personal care products.	Consumer Staples	5,598	3.5	2,954
Grasim Industries ^A Building materials producer and distributor with interests in cement, viscose fibre and sponge iron.	Materials	5,558	3.5	6,650
ITC The leading manufacturer and distributor of cigarettes in India. It supplements this by selling other consumer products through its extensive distribution network. An associate of British American Tobacco.	Consumer Staples	5,543	3.5	4,200
Bosch The listed subsidiary of Bosch in India, it manufactures and supplies automotive components for passenger vehicles and trucks.	Consumer Discretionary	5,234	3.3	3,947
Top ten investments		93,764	59.0	

^A Comprises equity and listed or tradeable ADR and GDR holdings.

Investment Portfolio – Other Investments

As at 31 March 2011

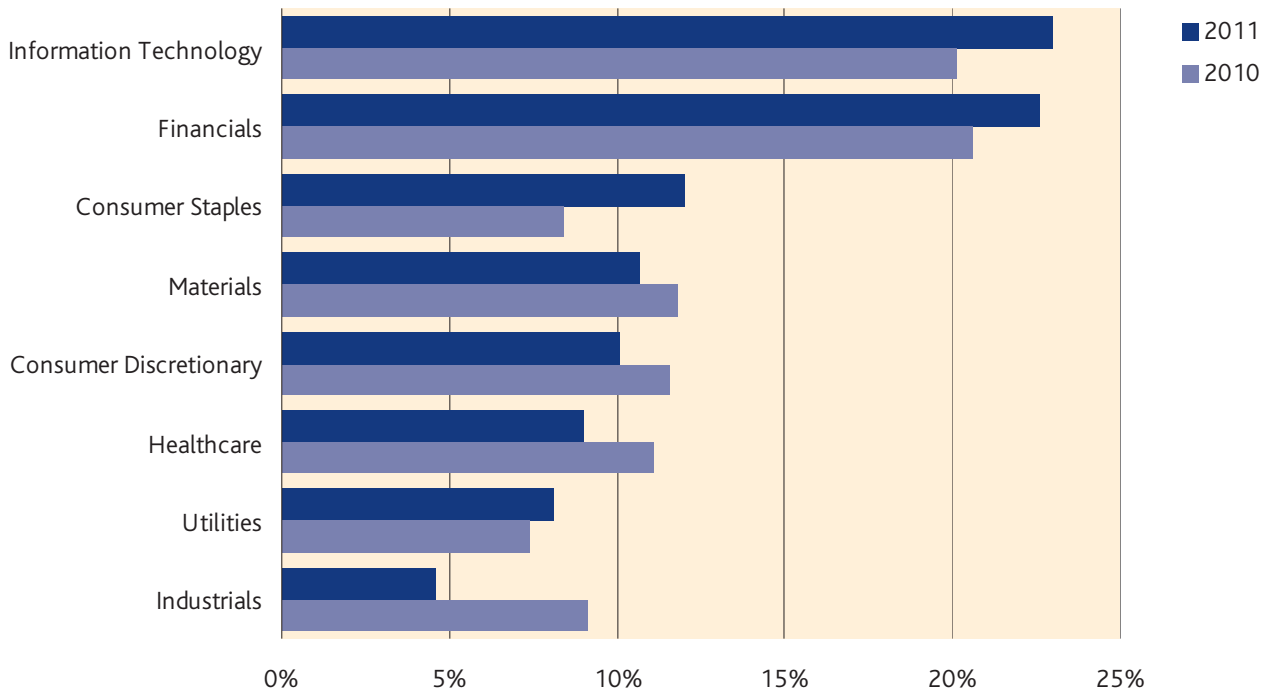
Company	Sector	Valuation	Net assets	Valuation
		2011	2011	2010
		£'000	%	£'000
Godrej Consumer Products	Consumer Staples	5,011	3.2	4,597
Ambuja Cements ^A	Materials	4,989	3.1	4,060
Gujarat Gas	Utilities	4,900	3.1	4,276
GlaxoSmithKline India	Healthcare	4,621	2.9	4,804
Bharti Airtel	Consumer Discretionary	4,396	2.8	4,054
Gail (India) GDR	Utilities	4,185	2.6	3,597
Container Corporation of India	Industrials	4,137	2.6	3,827
Mphasis	Information Technology	4,016	2.5	3,601
Tata Power	Utilities	3,625	2.3	2,925
Sun Pharmaceutical Industries	Healthcare	3,419	2.2	3,156
Top twenty investments		137,063	86.3	
Kansai Nerolac Paints	Materials	3,378	2.1	2,212
Aventis Pharma	Healthcare	3,163	2.0	2,995
ABB India	Industrials	3,039	1.9	5,787
Piramal Healthcare	Healthcare	2,951	1.9	4,224
Nestlé India	Consumer Staples	2,768	1.7	–
CMC	Information Technology	2,322	1.5	1,574
Ultratech Cement ^A	Materials	1,664	1.0	–
Castrol India	Materials	1,192	0.8	808
Total investments		157,540	99.2	
Net current assets		1,302	0.8	
Net assets		158,842	100.0	

^A Comprises equity and listed or tradeable ADR and GDR holdings.

Sector Analysis

As at 31 March 2011

Sector Breakdown



Stock Contribution to NAV Performance

Year to 31 March 2011

Stock name	Weight at 31/03/11 %	Returns %	Contribution to return %	Contribution to NAV return p
Tata Consultancy Services	8.2	47.75	2.71	6.49
Housing Development Finance Corporation	9.9	23.97	2.41	5.78
Infosys Technologies	9.6	20.04	1.59	3.81
Godrej Consumer Products	3.2	37.53	1.34	3.20
ICICI Bank	9.0	13.23	1.30	3.11
ITC	3.5	36.67	1.21	2.90
Gujarat Gas	3.1	35.11	1.14	2.72
Bosch	3.3	33.86	1.04	2.50
HDFC Bank	3.5	16.53	0.66	1.59
Hindustan Unilever	3.5	18.36	0.63	1.52
Samruddhi Cement ^A	–	–	0.57	1.37
Ambuja Cements	3.1	17.05	0.57	1.36
CMC	1.5	49.86	0.56	1.35
Kansai Nerolac Paints	2.1	24.82	0.48	1.14
GlaxoSmithKline India	2.9	11.03	0.41	0.99
Gail (India) GDR	2.6	11.86	0.34	0.81
Piramal Healthcare	1.9	3.88	0.31	0.75
Sun Pharmaceutical Industries	2.2	17.53	0.30	0.71
Bharti Airtel	2.8	8.86	0.29	0.69
Nestlé India	1.7	–	0.20	0.48
Aventis Pharma	2.0	9.53	0.20	0.48
Castrol India	0.8	22.50	0.18	0.42
Infosys Technologies ADR	1.0	–	0.17	0.41
Ultratech Cemco	0.9	–	0.17	0.40
Samruddhi Cement ADR ^A	–	–	0.06	0.14
ICI India	–	–	0.04	0.10
Ultratech Cement GDR ^A	0.1	–	0.04	0.09
Tata Power	2.3	(7.26)	(0.16)	(0.37)
ABB India	1.9	(1.80)	(0.20)	(0.47)
Container Corporation of India	2.6	(11.80)	(0.38)	(0.91)
Grasim Industries ^A	3.5	(7.03)	(0.71)	(1.70)
Hero Honda Motors	4.0	(17.70)	(0.85)	(2.04)
Mphasis	2.5	(37.19)	(1.57)	(3.77)
Total (equities at 100%)	99.2		15.05	36.05
Cash	1.6		(0.10)	(0.25)
Miscellaneous assets	(0.8)		–	–
Total fund return	100.0		14.95	35.80
Management fee, expenses, technical differences	–		(2.65)	(6.34)
NAV per share return	100.0		12.30	29.46

^ASamruddhi was a temporary vehicle to facilitate the consolidation of Grasim's cement businesses with its subsidiary, Ultratech.

Information about the Manager

New India Investment Trust PLC

Aberdeen Asset Management Asia Limited ("AAM Asia") is the Manager of the Company. AAM Asia is based in Singapore and is a wholly-owned subsidiary and the Asia-Pacific headquarters of Aberdeen Asset Management PLC (the "Aberdeen Group"), a publicly-quoted company on the London Stock Exchange.

Worldwide, the Aberdeen Group manages a combined £181.2 billion, as at 31 March 2011, in assets for a range of clients, including individuals and institutions, through mutual and segregated funds.

AAM Asia has been the Aberdeen Group's principal manager of Asia-Pacific assets since 1992 and with over 362 staff based in the region as at 31 March 2011.

Total funds managed in the region are over £57.3 billion as at 31 March 2011.

The Aberdeen Group has its headquarters in Aberdeen with principal offices in Bangkok, Edinburgh, Frankfurt, Glasgow, Hong Kong, Jersey, Kuala Lumpur, London, Philadelphia, Singapore, Stockholm, Sydney, Taipei and Tokyo.

The Aberdeen Group manages over 40 investment companies and other closed end funds representing £7.6 billion under management. They adhere closely to the Group's investment style which is that of fundamental investors, with an emphasis on company visits and original research

The Investment Team Senior Managers



Hugh Young

Managing Director

BA in Politics from Exeter University. Started investment career in 1980. In charge of AAM Asia's Far East funds since 1985.



Adrian Lim

Investment Manager

Chartered Financial Analyst, B.Acc from Nanyang Technological University (Singapore). Joined the Aberdeen Group in 2000. Previously he was an associate director at Arthur Andersen advising clients on mergers & acquisitions in South East Asia.



Flavia Cheong

Investment Director

Masters in Economics from University of Auckland. Previously with Investment Company of the People's Republic of China and Development Bank of Singapore. Started investment career in 1987. Joined AAM Asia in August 1996.



Chou Chong

Investment Director

Chartered Financial Analyst and Double Masters in Accounting & Finance and Information Systems from the London School of Economics. Joined AAM Asia in 1994.



Andrew Gillan

Senior Investment Manager

MA Joint Honours in French and European History from University of Edinburgh. Joined Murray Johnstone in September 2000 and transferred to AAM Asia in November 2001.



Chern-Yeh Kwok

Investment Manager

BA in Journalism from the University of Missouri-Columbia and an MSc in Finance from the London Business School. Joined AAM Asia in 2005 from MSCI Barra where he was an equity research analyst.

The Investment Process

Philosophy and Style

The Manager's investment philosophy is that markets are not always efficient. We believe that superior investment returns are therefore attainable by identifying good companies cheaply, defined in terms of the fundamentals that in our opinion drive share prices over the long term. We undertake substantial due diligence before initiating any investment including company visits in order to assure ourselves of the quality of the prospective investment. We are then careful not to pay too high a price when making the investment. Subsequent to that investment we then keep in close touch with the company, aiming to meet management at least twice a year. Given our long-term fundamental investment philosophy, we would not expect much change in the companies in which we invest. We do, however, take opportunities offered to us by what we see as anomalous price movements within stock markets to either top up or top slice positions, which typically accounts for the bulk of the activity within the portfolio during the year under review.

Risk Controls

We seek to minimise risk by our in-depth research. We do not view divergence from a benchmark as risk – we view investment in poorly run expensive companies that we do not understand as risk. In fact where risk parameters are expressed in benchmark relative terms, asset – including sector – allocation constitutes a significant constraint on stock selection. Hence diversification of stocks provides our main control.

Aberdeen's performance and investment risk unit independently monitors portfolio positions, and reports monthly. As well as attributing performance it also produces statistical analysis, which is used by the Manager primarily to check the portfolio is behaving as expected, not as a predictive tool.

Regional Teams



Your Board of Directors

The Directors, all of whom are non-executive, and independent of the Manager, supervise the management of New India Investment Trust PLC and represent the interests of shareholders. All Directors are members of the Audit Committee. Directors' interests in the Company's Ordinary shares are shown as at the date of approval of this Report.

William Salomon

Status: Chairman and Independent Non-Executive Chairman

Length of service: 6 years, appointed a Director and Chairman on 9 December 2004

Experience: Currently senior partner of Hansa Capital Partners LLP which manages Hansa Trust PLC, deputy chairman of Ocean Wilsons Holdings Limited and a director of Wilson Sons Limited, a subsidiary of Ocean Wilsons Holdings Limited. Former chairman of Rea Brothers Group plc and between 1999 and 2002, vice-chairman of Close Asset Management Holdings Limited

Last re-elected to the Board: 2008

Current Remuneration: £25,000 per annum

All other public company

directorships: Hansa Trust PLC, Ocean Wilsons Holdings Limited and Wilson Sons Limited

Shared directorships with other

Directors: None

Shareholding in Company: 285,000 Ordinary shares

Sarah Bates

Status: Independent Non-Executive Director and Chairman of the Audit Committee

Length of service: 6 years, appointed a Director on 9 December 2004

Experience: Former CIO and CEO of Invesco UK and a former director of Invesco India Fund (an offshore Indian mutual fund). Currently adviser to the Royal College of Surgeons and the East Riding Pension Fund, member of the investment committees of Newnham College, Cambridge, the Cancer Research UK Pension Fund and the Daily Mail and General Trust pension funds, chairman of the Association of Investment Companies, chairman of Rutley Russia Property Fund and of the Trustees of the Stena Line (UK) Pension Fund.

Last re-elected to the Board: 2008

Current Remuneration: £22,500 per annum

All other public company

directorships: Witan Pacific Investment Trust PLC, St. James's Place plc, JPMorgan American Investment Trust plc, Development Securities PLC (Chairman of the Audit Committee) and Polar Capital Technology Trust PLC (from 1 July 2011)

Shared directorships with other

Directors: None

Shareholding in Company: 30,173 Ordinary shares

Professor Victor Bulmer-Thomas CMG OBE

Status: Independent Non-Executive Director

Length of service: 7 years, appointed a Director on 5 February 2004

Experience: Former director of the Royal Institute of International Affairs (Chatham House) and a former non-executive director of Gartmore Latin America New Growth Fund SA and Schroder Emerging Countries Fund PLC. Currently a non-executive director of JPMorgan Brazil Investment Trust PLC, Emeritus Professor of Economics at London University and an adviser to governments and multinational companies on macroeconomic policy and corporate strategy

Last re-elected to the Board: 2010

Current Remuneration: £20,000 per annum

All other public company

directorships: JPMorgan Brazil Investment Trust PLC

Shared directorships with other

Directors: None

Shareholding in Company: 22,020 Ordinary shares

Audley Twiston-Davies

Status: Independent Non-Executive Director

Length of service: 7 years, appointed a Director on 5 February 2004

Experience: Former non-executive director of a number of emerging markets investment companies including F&C India. Chief executive of Foreign & Colonial Emerging Markets between 1987 and 1997

Last re-elected to the Board: 2009

Current Remuneration: £20,000 per annum

All other public company

directorships: Chairman of TR European Growth Trust PLC, Chairman of Blackrock Frontiers Investment Trust PLC

Shared directorships with other

Directors: None

Shareholding in Company: 86,000 Ordinary shares

Directors' Report

The Directors present their Report and the audited financial statements for the year ended 31 March 2011.

Business Review

A review of the Company's activities is given in the Corporate Summary on pages 2 and 3, the Chairman's Statement on pages 4 and 5 and the Manager's Report on pages 6 to 9. This includes a review of the business of the Company, its principal activities as well as likely future developments of the business.

The Board meets at least four times a year to review performance with the Manager. As well as carrying out the matters set out in the Statement of Corporate Governance (pages 25 to 29), the Board receives, for each meeting, a detailed portfolio report and an analysis of economic indicators. The Board discusses performance and strategy, considering perceived regional risks and economic conditions and using such measures as attribution analysis against the benchmark, active weights and valuation matrices to assess the Company's success in achieving its objectives. The Key Performance Indicators for the Company, which are established industry measures, include NAV performance, share price performance and benchmark performance. A record of these measures is disclosed on page 10 of this Report.

The Board regularly reviews the major strategic risks that the Board and the Manager have identified, and against these the Board sets out the delegated controls designed to manage those risks. Aside from the risks associated with investment in Indian equities or those of companies that derive significant revenue or profit solely from India, the key risks related to investment strategy are managed through a defined investment policy, specific guidelines and restrictions, and by the process of oversight at each Board meeting, as outlined above. Operational disruption, accounting and legal risks are also covered annually, and regulatory compliance is reviewed at each Board meeting. The major risks associated with the Company are detailed in the Corporate Summary on pages 2 and 3, and in note 16 to the Financial Statements.

The Company does not make political donations or expenditures, and has not made any donations for charitable purposes during the year. In common with most investment trusts, the Company has no employees.

Principal Activity

The business of the Company is that of an investment trust investing in India. The investment objective of the Company is set out on page 2 of this Report.

The Company owns 100% of the share capital of its subsidiary, New India Investment Company (Mauritius) Limited, an investment holding company registered in Mauritius.

Status

The Company is registered as a public limited company in England & Wales under company number 02902424, is an investment company as defined in Section 833 of the Companies Act 2006, and is a member of the Association of Investment Companies ("AIC").

The Company has been approved by HM Revenue & Customs as an investment trust for the purposes of Section 1158 of the Corporation Tax Act 2010 (formerly 842 of the Income and Corporation Taxes Act 1988) for the year ended 31 March 2010. The Directors are of the opinion that the Company has conducted its affairs for the year ended 31 March 2011 so as to be able to continue to obtain approval as an investment trust under Section 1158 of the Corporation Tax Act 2010 although approval for those periods would be subject to review, were there to be any enquiry under the Corporation Tax Self Assessment regime.

The Company intends to manage its affairs so that the Company's Ordinary shares will be qualifying investments for the stocks and shares component of an Individual Savings Account.

Directors

Biographical details of the current Directors of the Company are shown on pages 18 and 19 of this Report. Ambassador Rozental retired on 23 September 2010.

The Directors during the year and their beneficial interests in the share capital of the Company both at 31 March 2011, and at 1 April 2010, were as follows:

	At 31 March 2011	At 1 April 2010	
	Ordinary shares	Ordinary shares	Warrants
W Salomon, Chairman	285,000	285,000	-
S Bates	29,759	27,247	-
Professor V Bulmer-Thomas	22,020	22,020	-
Ambassador A Rozental	n/a	-	-
A W Twiston-Davies	86,000	-	164,000

Subsequent to the period end, Sarah Bates acquired 414 Ordinary shares as a result of monthly subscriptions to the Aberdeen Investment Share Plan.

Save as aforementioned, the Directors' beneficial interests were unchanged at the date of this Report.

As required by the Articles of Association, each Director must retire and seek re-election at every third Annual General Meeting; accordingly, William Salomon and Sarah Bates shall each retire at the Annual General Meeting and, being eligible, offer themselves for re-election. The biography and experience of each of William Salomon and Sarah Bates are disclosed on page 18. The non-retiring Directors have reviewed the contribution to the Board of each of William Salomon and Sarah Bates and strongly encourage shareholders to vote in favour of their individual re-election.

No Director has a service contract with the Company. No Directors have any interests in contracts with the Company.

Directors' Insurance and Indemnities

Under the Company's Articles of Association ("the Articles"), adopted at its AGM held on 19 September 2008, the Company has indemnified each of the Directors out of the assets of the Company against any liabilities incurred by them as a Director of the Company in defending proceedings, or in connection with any application to the Court in which relief is granted.

Directors' & Officers' liability insurance cover has been maintained throughout the year at the expense of the Company.

Manager and Company Secretary

Investment management services are provided to the Company by AAM Asia. The Manager also provides company secretarial, accounting and administrative services through its parent company, Aberdeen Asset Management PLC.

For the year ended 31 March 2011, investment management and secretarial fees payable to the Aberdeen Group have been calculated and charged on the following basis:

A monthly management fee is payable at the annual rate of 1.0% of the value of the Company's net assets. The investment management fee is chargeable 100% to revenue. The management agreement is terminable by either the Company or AAM Asia on 12 months' notice. Additionally, the Manager is entitled to a performance-related investment management fee calculated in respect of each financial year to 31 March (the "measurement period") and payable in arrears. The fee is 10% of the amount by which the net asset value per share of the Company (adjusted to add back any performance fees paid or accrued during the measurement period, calculated on a consolidated basis for the Group and diluted by the exercise of the Warrants in August 2010), exceeds the Company's net asset value per share on either

the first business day of the current measurement period or at the end of the most recent measurement period in respect of which a performance fee has been paid, whichever is higher, multiplied by the number of Ordinary shares in issue at the start of the measurement period.

The management and secretarial fees paid during the year ended 31 March 2011 are shown in note 4 to the financial statements. In accordance with the basis of calculation described above, a performance fee of £1,225,000 was payable to AAM Asia in respect of the year ended 31 March 2011 (2010 - nil).

In monitoring the performance of the Manager, the Board considers the investment approach and investment record of the Manager over shorter and longer-term periods, taking into account the Company's performance against the benchmark index and peer group funds. The Board also reviews the management processes, risk control mechanisms and marketing activities of the Manager and, as a result of this review, considers that the continuing appointment of the Manager, on the terms agreed, to be in the interests of the shareholders because the Aberdeen Group has the investment management, marketing and associated secretarial and administrative skills required for the effective operation of the Company. The Board continues to keep this matter under review.

Share Capital and Warrants

On 4 August 2010, the Company issued 12,115,997 new Ordinary shares to warrant holders following the final Warrant subscription date of 2 August 2010. As at 31 March 2011 and the date of this Report, there were 59,070,140 Ordinary shares in issue, with voting rights.

Special Business at the Annual General Meeting

Share Repurchases

At the Annual General Meeting held on 23 September 2010, shareholders approved the renewal of the authority permitting the Company to repurchase its Ordinary shares.

The principal aim of a share buy-back facility is to enhance shareholder value by acquiring shares at a discount to net asset value as and when the Directors consider this to be appropriate. The purchase of shares, when they are trading at a discount to net asset value per share, should result in an increase in the net asset value per share for the remaining shareholders. This authority, if conferred, will only be exercised if to do so would result in an increase in the net asset value per share for the remaining shareholders, and if it is in the best interests of shareholders generally.

Any purchase of shares will be made within guidelines established from time to time by the Board. It is proposed to seek shareholder authority to renew this facility for another year at the Annual General Meeting.

Under the current Listing Rules, the maximum price that may be paid on the exercise of this authority must not exceed the higher of: (i) 105% of the average of the middle market quotations for the shares over the five business days immediately preceding the date of purchase; and (ii) the higher of the last independent trade and the highest current independent bid on the trading venue where the purchase is carried out. The minimum price which may be paid is 25p per share. Shares which are purchased under this authority will either be cancelled or held as treasury shares.

Special resolution No. 6 in the Notice of Annual General Meeting will, if passed, renew the authority to purchase in the market a maximum of 14.99% of shares in issue on 6 June 2011, being the nearest practicable date to the signing of this Report, (equivalent to approximately 8.8m Ordinary shares). Such authority will expire on the date of the next Annual General Meeting or on 30 September 2012, whichever is earlier. This means in effect that the authority will have to be renewed at the next Annual General Meeting or earlier if the authority has been exhausted. The Directors recommend that shareholders vote in favour of resolution No. 6.

Issue of Shares

Ordinary resolution No. 7 in the Notice of Annual General Meeting will, if passed, renew the authority to allot the unissued share capital up to an aggregate nominal amount of £738,376 (equivalent to approximately 3.0m Ordinary shares, or 5 per cent of the Company's existing issued share capital on 6 June 2011, being the nearest practicable date to the signing of this Report). Such authority will expire on the date of the next Annual General Meeting or on 30 September 2012, whichever is earlier, which means that the authority will have to be renewed at the next Annual General Meeting or, if earlier, if the authority has been exhausted.

When shares are to be allotted for cash, the Companies Act 2006 (the "Act") provides that existing shareholders have pre-emption rights and that the new shares must be offered first to such shareholders in proportion to their existing holding of shares. However, shareholders can, by special resolution, authorise the Directors to allot shares otherwise than by a pro rata issue to existing shareholders. Special resolution No. 8 will, if passed, give the Directors power to allot for cash equity securities up to an aggregate nominal amount of £738,376 (equivalent to approximately 3.0m Ordinary shares, or 5 per cent of the Company's existing issued share capital at 6 June 2011, being the nearest practicable date to the signing of this Report), as if Section 561(1) of the Act did not apply.

This is the same nominal amount of share capital which the Directors are seeking the authority to allot pursuant to resolution No. 7. This authority will expire on the date of the next Annual General Meeting or on 30 September 2012, whichever is earlier, which means that the authority will have to be renewed at the next Annual General Meeting or, if earlier, if the authority has been exhausted. This authority will not be used in connection with a rights issue by the Company.

The Directors intend to use the authorities given by resolutions 7 and 8 to allot shares and disapply pre-emption rights only in circumstances where this will be clearly beneficial to shareholders as a whole. The issue proceeds would be available for investment in line with the Company's investment policy. No issue of shares will be made which would effectively alter the control of the Company without the prior approval of shareholders in general meeting. Under the Companies (Acquisition of Own Shares) (Treasury Shares) Regulations 2003 (as amended) (the "Treasury Share Regulations") the Company is permitted to buy back and hold shares in treasury and then sell them at a later date for cash, rather than cancelling them. The Treasury Share Regulations require such sale to be on a pre-emptive, pro rata, basis to existing shareholders unless shareholders agree by special resolution to disapply such pre-emption rights. Accordingly, in addition to giving the Directors power to allot unissued Ordinary share capital on a non pre-emptive basis, resolution No. 8, if passed, will give the Directors authority to sell Ordinary shares held in treasury on a non pre-emptive basis. No dividends may be paid on any shares held in treasury and no voting rights will attach to such shares.

The benefit of the ability to hold treasury shares is that such shares may be resold. This should give the Company greater flexibility in managing its share capital, and improve liquidity in its shares. It is the intention of the Board that any re-sale of treasury shares would only take place at a maximum discount of 3% to the prevailing net asset value at the date of sale. It is also the intention of the Board that sales from treasury would only take place when the Board believes that to do so would assist in the provision of liquidity to the market. The Directors recommend that shareholders vote in favour of resolutions Nos. 7 and 8.

Continuance of Company

In accordance with Article 164.2 of the Articles of Association of the Company, the Directors are required to propose an Ordinary resolution at each Annual General Meeting of the Company, commencing in 2006, that the Company continues as an investment trust. Accordingly, the Directors are proposing resolution No. 9, that the Company continues as an investment trust, and the Directors recommend that shareholders support the continuance of the Company.

New Articles of Association

Special resolution No. 10 will be proposed at the Annual General Meeting to adopt new Articles of Association (the "New Articles") reflecting certain recent changes to UK company law, including those required to comply with the EU Shareholders' Rights Regulations.

Copies of the proposed New Articles detailing changes to the existing Articles of Association are available from the Company Secretary and will be on display at the registered office of the Company during normal business hours on any weekday (English public holidays excepted). They will also be available for inspection by any person attending the Annual General Meeting.

The principal changes to the Articles of Association are as follows:

Memorandum of Association

From 1 October 2009 the Memorandum of Association of a company must only contain a statement that the original subscribers wish to form a company, agree to be members of the company and accept at least one share each in the company. The provisions previously contained in the Company's Memorandum of Association are deemed to form part of the Articles of Association.

The provisions of the Memorandum of Association are included in the New Articles with the exception of information about the authorised share capital of the Company and the objects clause formerly contained in the memorandum which has been removed because the Company is no longer required to set out its objects and its objects will accordingly be unrestricted.

Authorised Share Capital

It is no longer necessary for a company to have an authorised share capital and references to authorised share capital have been removed.

Redemption of Redeemable Shares

The Directors will be able to determine the terms, conditions and manner of redemption of any redeemable shares which are to be issued by the Company. However the terms of redemption must be determined prior to the issue of shares. Currently the Company has no redeemable shares in issue.

Reduction and Re-purchase of Share Capital

The Company no longer needs authorisation in its Articles to reduce its share capital or purchase or redeem its own shares or to pass an Ordinary resolution to consolidate or sub-divide its shares and reference to these activities have been removed.

Change of Name by Directors

A company can now change its name either by special resolution or by other means provided for by the company's articles, such as by board resolution, and the New Articles provide for such a board resolution.

Corporate Governance

The Statement of Corporate Governance is shown on pages 25 to 29 and forms part of this Directors' Report.

Substantial Interests

The Board has been advised that the following shareholders owned 3% or more of the issued share capital of the Company as at 31 May 2011, being the latest practicable date prior to the approval of this Report.

Shareholder	Number of shares held	% held
Lazard Asset Management	12,529,601	21.2
Clients of Aberdeen Asset Management	10,367,234	17.6
City of London Investment Management	4,218,722	7.1
F&C Asset Management	3,194,929	5.4
Smith & Williamson	2,058,042	3.5
Aberdeen Investment Trusts – ISA and Share plans	2,042,505	3.5
Legal & General	2,040,218	3.5

Creditor Payment Policy

It is the policy of the Company to settle all investment transactions in accordance with the terms and conditions of the relevant market in which it operates. All other expenses are paid on a timely basis in the ordinary course of business. The Directors do not consider any creditors to represent trade creditors.

Going Concern

In accordance with the Financial Reporting Council's guidance on Going Concern and Liquidity Risk, the Directors have undertaken a review of the Company's ability to continue as a going concern. The Company's assets consist of a diverse portfolio of listed equity shares which in most circumstances are realisable within a short timescale. The Directors are mindful of the principal risks and uncertainties disclosed on page 3 and in note 16 to the financial statements and have reviewed forecasts detailing revenue and liabilities; accordingly, the Directors believe that the Company has adequate financial resources to continue in operational existence for the foreseeable future and at least 12 months from the date of this Report.

This is also based on the assumption that the Ordinary resolution, that the Company continues as an investment trust, which will be proposed at the forthcoming Annual General Meeting of the Company, is passed as it has been in the years since it was put in place.

Independent Auditor

Ernst & Young LLP have expressed their willingness to continue in office. Resolution No. 5, to re-appoint Ernst & Young LLP as independent auditor of the Company for the ensuing year and to authorise the Directors to fix their remuneration, will be put to shareholders at the forthcoming Annual General Meeting.

Annual General Meeting

The Notice of Annual General Meeting, which will be held on 22 September 2011, is contained on pages 55 to 58.

Additional Information

Where not provided elsewhere in the Directors' Report, the following provides the additional information required to be disclosed by Part 15 of the Companies Act 2006:

There are no restrictions on the transfer of Ordinary shares in the Company other than certain restrictions which may from time to time be imposed by law (for example, insider trading law).

The Company is not aware of any agreements between shareholders that may result in a restriction on the transfer of securities and/or voting rights.

The rules governing the appointment of Directors are set out in the Statement of Corporate Governance on page 26. The Company's Articles of Association may only be amended by a special resolution at a general meeting of shareholders.

The Company is not aware of any significant agreements to which it is a party that take effect, alter or terminate upon a change of control of the Company following a takeover. Other than the Investment Management Agreement with the Manager, further details of which are set out on page 21, the Company is not aware of any contractual or other agreements which are essential to its business which ought to be disclosed in the Directors' Report.

Statement as to Disclosure of Information to Auditor

The Directors who were members of the Board at the date of the approval of this Report are listed on pages 18 and 19.

Each of these Directors confirms that:

- to the best of each Director's knowledge and belief, there is no information relevant to the preparation of their Report of which the Company's auditor is unaware; and,
- each Director has taken all the steps a Director might reasonably be expected to have taken to be aware of relevant audit information and to establish that the Company's auditor is aware of that information.

By order of the Board

Aberdeen Asset Management PLC, Secretaries

Bow Bells House, 1 Bread Street

London EC4M 9HH

6 June 2011

Statement of Corporate Governance

The Company is committed to high standards of corporate governance. The Board considers that reporting against the principles and recommendations of the Association of Investment Companies ("AIC") Code on Corporate Governance issued in July 2003 (as amended in February 2006 and March 2009) (the "AIC Code"), and by reference to the AIC Corporate Governance Guide for Investment Companies issued in May 2007 (the "AIC Guide"), which incorporates the Combined Code on Corporate Governance issued by the Financial Reporting Council in June 2008 (the "Combined Code"), would provide more relevant information to shareholders in investment companies. The Company has complied with the recommendations of the AIC Code and the relevant provisions of Section 1 of the Combined Code, except as set out below.

The Combined Code includes provisions relating to:

- the role of the chief executive and senior independent director;
- executive directors' remuneration; and
- the need for an internal audit function

For the reasons set out in the AIC Guide, and in the Preamble to the Combined Code, the Board considers that these provisions are not relevant to the position of the Company, being an externally-managed investment company. The Company has therefore not reported further in respect of these provisions.

The Board has not appointed a Senior Independent Director; further information may be found in 'The Board', below.

The Board

The Board currently consists of four non-executive Directors, all of whom are considered to be independent of the Manager and free of any relationship which could materially interfere with the exercise of their independent judgement on issues of strategy, performance, resources and standards of conduct. Ambassador Rozental retired from the Board at the conclusion of the Annual General Meeting on 23 September 2010.

The Board has appointed Sarah Bates to be Chairman of the Audit Committee and considers her to have recent and relevant financial experience as a result of her employment in the financial services industry and wide-ranging business experience. Sarah is a non-executive director of a number of other investment trusts including Witan Pacific Investment Trust PLC ("Witan"). Subsequent to her appointment, Aberdeen Asset Managers Limited, a company within the Aberdeen Group ("Aberdeen"), was appointed to manage half the assets of Witan in a multi-manager structure under the supervision of Witan Investment Services.

Despite her consequent involvement in two investment trusts (including this one) where Aberdeen has an investment management relationship, the remainder of the Board is unanimous in its opinion that Sarah remains wholly independent in her role as a Director of your Company.

During the period under review, a thorough evaluation of the Board was implemented by way of a questionnaire developed by the Chairman. The evaluation confirmed that the Directors are all independent and that each displays a significant range of business, financial or fund management skills relevant to the future direction of the Company. The Chairman was appraised using a similar process by the Chairman of the Audit Committee, as the Company does not have a Senior Independent Director. The Directors remain satisfied that the Chairman is independent and able to dedicate sufficient time to the discharge of his responsibilities to the Company. The Board's policy on tenure is set out on page 26.

The biographies of the Directors appear on pages 18 and 19 of this Report and indicate their range of investment, industrial, commercial and professional experience.

The Board sets the Company's objectives and ensures that its obligations to its shareholders are met. It has formally adopted a schedule of matters which are required to be brought to it for decision, thus ensuring that it maintains full and effective control over appropriate strategic, financial, operational and compliance issues.

These matters include:

- the maintenance of clear investment objectives and risk management policies;
- the monitoring of the business activities of the Company including investment performance;
- Companies Act requirements such as the approval of the periodic Financial Statements and approval and recommendation of the final dividend (if any);
- setting the level of gearing within which the Manager may operate;
- major changes relating to the Company's capital structure, including share buybacks and share issues;
- Board appointments and removals and the related terms;
- authorisation of Directors' conflicts or possible conflicts of interest;
- appointment and removal of the Manager and the terms and conditions of the management and administration agreements relating thereto;
- terms of reference and membership of Board Committees; and
- Stock Exchange/UK Listing Authority/Financial Services Authority matters, including responsibility for approval of all circulars, listing particulars and approval of all releases concerning matters decided by the Board.

Statement of Corporate Governance continued

The Board has a procedure in place to deal with a situation where a Director has a conflict of interest, as required by the new regime introduced by the Companies Act 2006. As part of this process, the Directors prepare a list of other positions held and all other conflict situations that may need authorising either in relation to the Director concerned or his/her connected persons. The Board considers each Director's situation and decides whether to approve any conflict, taking into consideration what is in the best interests of the Company and whether the Director's ability to act in accordance with his or her wider duties is affected. Each Director is required to notify the Company Secretaries of any potential or actual conflict situations that will need authorising by the Board. Authorisations given by the Board will be reviewed at each Board meeting.

There is an agreed procedure for Directors to take independent professional advice, if necessary, at the Company's expense. The Directors have access to the advice and services of the corporate Company Secretaries through their appointed representatives who are responsible to the Board:

- for ensuring that Board procedures are complied with;
- under the direction of the Chairman, for ensuring good information flows with the Board and its committees, as well as facilitating induction and assisting with professional development as required; and
- for advising through the Chairman on all corporate governance matters.

Directors are provided, on a regular basis, with key information on the Company's policies, regulatory and statutory requirements and internal controls. Changes affecting Directors' responsibilities are advised to the Board as they arise. Directors intend to take part in various training activities specific to non-executive directors, including those courses run by the AIC and the Manager.

The Chairman of the Company is a non-executive Director. A senior independent Director has not been appointed (required by provision A.3.3. of the Combined Code) as the Board considers that each of the Directors has different qualities and areas of expertise on which they may lead. Consequently no one individual has unfettered powers of decision. However, the Chairman of the Audit Committee appraises the Chairman on an annual basis as envisaged by the AIC Code.

During the year ended 31 March 2011, the Board met formally on 4 occasions. In addition, there were 3 meetings of the Audit Committee. Between these meetings, the Board maintains regular contact with the Manager. The primary focus at regular Board meetings is a review of investment performance and associated matters including gearing, asset

allocation, marketing and investor relations, peer group information and industry issues.

To enable the Board to function effectively and allow Directors to discharge their responsibilities, full and timely access is given to all relevant information. In the case of Board meetings, this consists of a comprehensive set of papers, including the Manager's investment report and discussion documents regarding specific matters. Directors have made further enquiries where necessary.

Directors have attended Board meetings and Committee meetings, held during the period as follows (with eligibility to attend in brackets):

Director	Board Meetings	Audit Committee Meetings
W H Salomon, Chairman	4 (4)	3 (3)
S C Bates	4 (4)	3 (3)
Professor V G Bulmer-Thomas	4 (4)	3 (3)
Ambassador A Rozental *	1 (2)	0 (1)
A W Twiston-Davies	4 (4)	3 (3)

* Retired as a Director on 23 September 2010

Policy on Tenure

The Board's policy on tenure is that Directors need not serve on the Board for a limited period of time only. The Board does not consider that the length of service of a Director is as important as the contribution he or she has to make, and, therefore, length of service will be determined on a case by case basis.

External Agencies

The Board has contractually delegated to external agencies, including the Manager and other service providers, certain services: the management of the investment portfolio, the custodial services (which include the safeguarding of the assets), the registration services and the day-to-day accounting and company secretarial requirements. Each of these contracts was entered into after full and proper consideration by the Board of the quality and cost of services offered, in so far as they relate to the affairs of the Company. The Board receives and considers reports from the Manager on a regular basis. In addition, ad hoc reports and information are supplied to the Board as requested.

Committees

Audit Committee

An Audit Committee ('the Committee'), chaired by Sarah Bates throughout the year, has been established with written terms of reference and comprises the full Board.

The terms of reference of the Audit Committee, which are available on request and via the Company's website, are reviewed and re-assessed for their adequacy on an annual basis. Following the transfer, from the Committee to the Board, of the responsibility for oversight of management engagement, the Committee amended its name to Audit Committee, from Audit and Management Engagement Committee, on 10 March 2011.

A summary of the Committee's main audit review functions is shown below:

- to review and monitor the internal control systems and risk management systems on which the Company is reliant;
- to consider annually whether there is a need for the Company to have its own internal audit function;
- to monitor the integrity of the half-yearly financial report and annual financial statements of the Company by reviewing, and challenging where necessary, the actions and judgements of the Manager and Administrator;
- to meet with the external auditor to review their proposed audit programme of work and the findings of the auditor. The Board shall also use this as an opportunity to assess the effectiveness of the audit process;
- to develop and implement policy on the engagement of the external auditor to supply non-audit services. During the year under review, £21,000 (2010 - nil) was paid to the external auditor in respect of non-audit services. The Board will review any future fees in light of the requirement to maintain the auditor's independence);
- to review an annual statement from the Manager detailing the arrangements in place within Aberdeen whereby Aberdeen staff may, in confidence, escalate concerns about possible improprieties in matters of financial reporting or other matters ('whistleblowing');
- to make recommendations in relation to the appointment of the external auditor and to approve the remuneration and terms of engagement of the external auditor; and
- to monitor and review annually the external auditor's independence, objectivity, effectiveness, resources and qualification. At its May 2011 meeting, the Audit Committee confirmed its view that the auditor remained independent and objective.

A separate Management Engagement Committee has not been established. The Board is responsible for reviewing matters concerning the Investment Management Agreement which exists between the Company and AAM Asia, details of which are shown in note 4 and on page 21 of this Report.

Directors' Remuneration

Under the UK Listing Authority's Listing Rules, where an investment trust has only non-executive directors, the Combined Code principles relating to Directors' remuneration do not apply.

The full Board acts as the Remuneration Committee whose Chairman is the Chairman of the Company.

The remuneration of the Directors has been set in order to attract individuals of a calibre appropriate to the future development of the Company. In accordance with Principle 8 of the AIC Code, the Company's policy on Directors' remuneration, together with details of the remuneration of each Director, is disclosed in the Directors' Remuneration Report on page 31.

Appointments to the Board of Directors are considered by the whole Board which fulfils the role of a nomination committee. Possible new Directors are identified against the requirements of the Company's business and the need to have a balanced Board. External search consultants may be used to ensure that a wide range of candidates can be considered. Every Director is entitled to receive appropriate training as deemed necessary. A Director appointed during the year is required, under the provisions of the Company's Articles of Association, to retire and seek election by shareholders at the next Annual General Meeting. The Articles also require that one-third of the Directors retire by rotation each year and seek re-election at the Annual General Meeting. In addition, all Directors are required to submit themselves for re-election at least every three years, and, in line with the AIC Code, any Director serving for a period longer than nine years is required to stand for annual re-election.

Internal Control

The Board of Directors of New India Investment Trust PLC has overall responsibility for the Company's system of internal control and for reviewing its effectiveness. The Directors confirm that there is an ongoing process for identifying, evaluating and managing the significant risks faced by the Company that has been in place for the full year under review and up to the date of approval of the Financial Statements, and that this process is regularly reviewed by the Board and accords with the FRC's guidance document "Internal Control: Revised Guidance for Directors on the Combined Code" ('the FRC Guidance').

The Board has carefully reviewed the effectiveness of the system of internal control and, in particular, it has reviewed the process for identifying and evaluating the significant risks affecting the Company and the policies and procedures by which these risks are managed.

The Board has concluded that, given the internal control systems in place within the Manager, there is no current need for the Company to maintain its own internal audit function, but will keep this matter under review.

The Directors have delegated the investment management of the Company's assets to the Manager within overall guidelines, and this embraces implementation of the Manager's system of internal control, including financial, operational and compliance controls and risk management. The Manager's internal control systems are monitored and supported by an internal audit function which undertakes periodic examination of business processes, including compliance with the terms of the management agreement, and ensures that recommendations to improve controls are implemented.

Risks are identified and documented through a risk management framework by each function within the Manager's activities. Risk is considered in the context of the FRC guidance and includes financial, regulatory, market, operational and reputational risk. This helps the Manager's internal audit risk assessment model identify those functions for review. Any weaknesses identified are reported to the Company and timetables are agreed for implementing improvements to systems. The implementation of any remedial action required is monitored, and feedback provided to the Board.

The key components designed to provide effective internal control for the year under review and up to the date of this Report are outlined below:

- the Manager prepares forecasts and management accounts which allow the Board to assess the Company's activities and review its investment performance;
- the Board and Manager have established clear investment limits which are monitored by the Manager and reported to the Board. These limits are reviewed by the Board at each Board Meeting. The Manager's evaluation procedure and financial analysis of the companies concerned include detailed appraisal and due diligence;
- as a matter of course the compliance department of the Manager continuously reviews the Manager's operations;
- written agreements are in place which specifically define the roles and responsibilities of the Manager and other third party service providers;
- twice a year, at its Board meetings, the Board carries out an assessment of internal controls by considering documentation from the Manager, including its internal audit and compliance functions, and taking account of events since the relevant period end; and
- twice a year, the Board receives a detailed Compliance Report.

In addition, the Manager ensures that clearly documented contractual arrangements exist in respect of any activities that have been delegated to external professional organisations.

The Manager's internal audit department reports six-monthly to the Audit Committee of the Company and has direct access to the Directors at any time.

The internal control systems are designed to meet the Company's particular needs and the risks to which it is exposed. Accordingly, the internal control systems are designed to manage, rather than eliminate, the risk of failure to achieve business goals and, by their nature, can provide reasonable, but not absolute, assurance against material misstatement or loss.

Proxy Voting and Stewardship

The Financial Reporting Council ('FRC') published "the UK Stewardship Code" ("the Code") for Institutional shareholders on 2 July 2010. The purpose of the Code is to enhance the quality of engagement between institutional investors and companies to help improve long-term returns to shareholders and assist institutional investors with the efficient exercise of their governance responsibilities. The FRC is encouraging institutional investors to make a statement of their commitment to the Code.

The Board has delegated responsibility for actively monitoring the activities of portfolio companies to the Manager. The Board has reviewed and accepts the Manager's Corporate Governance Principles ("the Principles"), which may be found on the Manager's website, at <http://www.aberdeen-asset.com/aam.nsf/AboutUs/governancestewardship>. These Principles set out the Manager's framework on corporate governance, proxy voting and shareholder engagement in relation to the companies in which the Manager has invested or is considering investing. The Board has also reviewed the Manager's Statement of Compliance with the UK Stewardship Code, which appears on the Manager's website, at the web-address given above.

The Manager is responsible for reviewing, on a regular basis, the annual reports, circulars and other publications produced by the investee companies and for attending company meetings. The Manager, in the absence of explicit instruction from the Board, is empowered to use discretion in the exercise of the Company's voting rights.

The Board recognises and supports the Manager's policy of active engagement with investee companies and the voting of all of the shares held by the Company.

The Board receives from the Manager regular reports on the exercise by the Manager of the Company's voting rights and discusses with the Manager any issues arising.

It is the Board's view that having an active voting policy and a process for the monitoring by the Board of the Manager's exercise of those votes, especially in relation to controversial issues, aids the efficient exercise of the Company's governance responsibilities.

Socially Responsible Investment Policy

The Board is aware of its duty to act in the interests of the Company. The Directors, through the Manager, encourage companies in which investments are made to adhere to best practice in the area of corporate governance. The Manager believes that this can best be achieved by entering into a dialogue with company management, where practicable, to encourage them, where necessary, to improve their policies in this area.

Communication with Shareholders

The Company places a great deal of importance on communication with its shareholders. The Manager has an annual programme of meetings with institutional shareholders and reports back to the Board on these meetings. The Chairman is always available to hear from shareholders and consults with major shareholders during the year.

Shareholders also have direct access to the Company via the free shareholder information telephone service run by the Manager, and the Company and Manager respond to letters from shareholders (please see page 59 for contact details). A website, from which the Company's reports and other publications can be downloaded, is maintained at www.newindia-trust.co.uk.

The Notice of the Annual General Meeting is posted to shareholders at least 20 business days in advance of the meeting. The Notice of Meeting sets out the business of the meeting, and the resolutions to be considered at the Annual General Meeting are explained more fully in the Directors' Report on pages 21 to 23.

Separate resolutions are proposed for each substantive issue. Shareholders are encouraged to attend, and participate in, the Annual General Meeting. The Manager makes a presentation to the meeting outlining the key investment issues that affect the Company.

All shareholders have the opportunity to put questions at the Company's Annual General Meeting. The number of proxy votes is relayed to shareholders at the Annual General Meeting.

Accountability and Audit

The Directors' Statement of Directors' Responsibilities in respect of the Financial Statements is on page 30, and the Statement of Going Concern is included in the Directors' Report on pages 23 and 24. The Independent Auditor's Report is on page 32.

By order of the Board
Aberdeen Asset Management PLC, Secretaries
Bow Bells House
1 Bread Street
London EC4M 9HH

6 June 2011

Statement of Directors' Responsibilities

The Directors are responsible for preparing the Annual Report and the financial statements in accordance with applicable United Kingdom law and those International Financial Reporting Standards ("IFRS") as adopted by the European Union.

Under company law, the Directors must not approve the Group financial statements unless they are satisfied that they present fairly the financial position of the Group, the financial performance and cash flows of the Group for that period. In preparing the Group financial statements, the Directors are required to:

- select suitable accounting policies in accordance with IAS 8 "Accounting Policies, Changes in Accounting Estimates and Errors", and then apply them consistently;
- present information, including accounting policies, in a manner that provides relevant, reliable, comparable and understandable information;
- provide additional disclosures when compliance with the specific requirements in IFRS is insufficient to enable users to understand the impact of particular transactions, other events and conditions on the Group's financial position and financial performance;
- state that the Group has complied with IFRS, subject to any material departures disclosed and explained in the financial statements; and
- make judgments and estimates that are reasonable and prudent.

The Directors are responsible for keeping adequate accounting records that are sufficient to show and explain the Group's financial transactions and disclose with reasonable accuracy at any time the financial position of the Company and of the Group and enable them to ensure that the financial statements comply with the Companies Act 2006 and Article 4 of the IAS Regulation. They are also responsible for safeguarding the assets of the Group and hence for taking reasonable steps for the prevention and detection of fraud and other irregularities.

Under applicable law and regulations, the Directors are also responsible for preparing a Directors' Report, Directors' Remuneration Report and Corporate Governance Statement that comply with that law and those regulations.

The Directors are responsible for the maintenance and integrity of the corporate and financial information included on the Company's website. Legislation in the UK governing the preparation and dissemination of financial statements may differ from legislation in other jurisdictions.

We confirm that to the best of our knowledge:

- the financial statements, prepared in accordance with the applicable accounting standards, give a true and fair view of the assets, liabilities, financial position and profit or loss of the Company and Group; and
- the Directors' Report includes a fair review of the development and performance of the business and the position of the issuer, together with a description of the principal risks and uncertainties that they face.

Sarah Bates

Chairman of the Audit Committee

6 June 2011

Directors' Remuneration Report

The Board has prepared this Report, in accordance with the requirements of Schedule 421 to the Companies Act 2006. An Ordinary resolution for the approval of this Report will be put to the members at the forthcoming Annual General Meeting. As the Board of Directors is comprised solely of non-executive Directors, it is exempt under the Listing Rules from appointing a remuneration committee. The determination of the Directors' fees is a matter for the whole Board. This Report has been divided into separate sections for unaudited and audited information.

Unaudited Information

Remuneration Policy

The Company's policy is for the Directors to be remunerated in the form of fees, payable to the Director personally or to a third party specified by him or her. The fees for the non-executive Directors are determined within the limits set out in the Company's Articles of Association, which limit the aggregate of the fees payable to the Directors to £150,000 per annum. The Company's policy is that fees payable to the Directors should reflect the time spent by them on the Company's affairs, and should be sufficient to enable candidates of a high quality to be recruited. Non-executive Directors are normally not eligible for bonuses, pension benefits, share options, long-term incentive schemes or other benefits. The Board's policy is to review Directors' fees periodically. The Board carried out a review of Directors' fees at its March 2011 meeting, and concluded that there would be no change.

During the year ended 31 March 2011, the Chairman received fees of £25,000, the Audit Committee Chairman received £22,500 and the other Directors received £20,000. Directors' and Officers' liability insurance cover is held by the Company in respect of the Directors and is neither a benefit in kind, nor does it form part of the Directors' remuneration.

Directors' Service Contracts

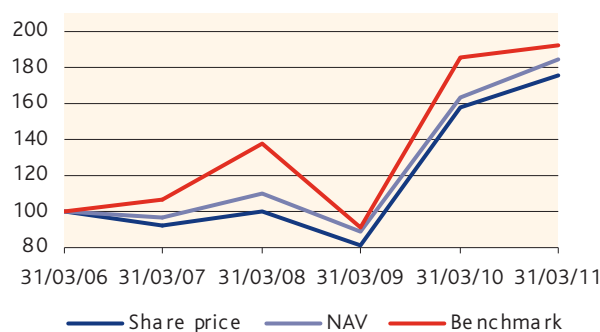
None of the Directors has a service contract with the Company, but each Director has a letter of appointment which sets out the terms of appointment. A Director may resign by notice in writing to the Board at any time, subject to one month's notice. The Articles of Association provide that, at the Annual General Meeting each year, one-third of the Directors for the time being (or if their number is not a multiple of three, the number nearest to, but not exceeding, one-third) shall be subject to retirement by rotation. Directors retire and are subject to re-election at the first AGM following their appointment and thereafter shall be obliged to retire by rotation, and offer themselves for re-election, at least every three years. No compensation is payable for loss of office, save any arrears of fees which may be due.

Company Performance

The graph below compares the total return (assuming all dividends are reinvested) to Ordinary shareholders, assuming a notional investment of £100 into the Company on 31 March 2006, compared with the total shareholder return on

a notional investment made in the MSCI India Index since that date (both in sterling terms).

This benchmark has been chosen as it is the Company's benchmark for the relevant periods in time.



Audited Information

Directors' Emoluments

The Directors, who served in the period, received the following emoluments in the form of fees:

Director	Date of Appointment/ (Resignation)	Year ended 31 March 2011 £	Year ended 31 March 2010 £
Chairman of the Board:			
W H Salomon	09/12/04	25,000	20,000
Chairman of the Audit Committee:			
Mrs S C Bates	09/12/04	22,500	17,500
Directors:			
Professor V G Bulmer-Thomas	05/02/04	20,000	15,000
Ambassador A Rozental*	(23/9/10)	10,000	15,000
A W Twiston-Davies	05/02/04	20,000	15,000
Total		97,500	82,500

* Retired as a Director on 23 September 2010.

No Director has received any taxable expense or compensation for loss of office, or non-cash benefits, for the year ended 31 March 2011 (2010 – nil).

By order of the Board

Aberdeen Asset Management PLC, Secretaries

Bow Bells House

1 Bread Street, London, EC4M 9HH

6 June 2011

Independent Auditor's Report to the Members of New India Investment Trust PLC

We have audited the financial statements of New India Investment Trust PLC for the year ended 31 March 2011 which comprise the Consolidated Statement of Comprehensive Income, Consolidated and Company Balance Sheets, Consolidated Statement of Changes in Equity, Company Statement of Changes in Equity, Consolidated and Company Cash Flow Statements and the related notes 1 to 18. The financial reporting framework that has been applied in their preparation is applicable law and International Financial Reporting Standards (IFRSs) as adopted by the European Union and, as regards the parent company financial statements, as applied in accordance with the provisions of the Companies Act 2006.

This report is made solely to the Company's members, as a body, in accordance with Chapter 3 of Part 16 of the Companies Act 2006. Our audit work has been undertaken so that we might state to the Company's members those matters we are required to state to them in an auditor's report and for no other purpose. To the fullest extent permitted by law, we do not accept or assume responsibility to anyone other than the Company and the Company's members as a body, for our audit work, for this report, or for the opinions we have formed.

Respective responsibilities of Directors and auditor

As explained more fully in the Statement of Directors' Responsibilities set out on page 30, the Directors are responsible for the preparation of the financial statements and for being satisfied that they give a true and fair view. Our responsibility is to audit and express an opinion on the financial statements in accordance with applicable law and International Standards on Auditing (UK and Ireland). Those standards require us to comply with the Auditing Practices Board's Ethical Standards for Auditors.

Scope of the audit of the financial statements

An audit involves obtaining evidence about the amounts and disclosures in the financial statements sufficient to give reasonable assurance that the financial statements are free from material misstatement, whether caused by fraud or error. This includes an assessment of: whether the accounting policies are appropriate to the Company's circumstances and have been consistently applied and adequately disclosed; the reasonableness of significant accounting estimates made by the Directors; and the overall presentation of the financial statements. In addition, we read all the financial and non-financial information in the Annual Report to identify material inconsistencies with the audited financial statements. If we become aware of any apparent material misstatements or inconsistencies we consider the implications for our report.

Opinion on financial statements

In our opinion the financial statements:

- give a true and fair view of the state of the Group's and the parent Company's affairs as at 31 March 2011 and of the Group's profit for the year then ended;
- the Group financial statements have been properly prepared in accordance with IFRSs as adopted by the European Union;
- the parent Company financial statements have been properly prepared in accordance with IFRSs as adopted by the European Union and as applied in accordance with the Companies Act 2006; and
- the financial statements have been prepared in accordance with the requirements of the Companies Act 2006 and, as regards the Group financial statements, Article 4 of the IAS Regulation.

Opinion on other matters prescribed by the Companies Act 2006

In our opinion:

- the part of the Directors' Remuneration Report to be audited has been properly prepared in accordance with the Companies Act 2006; and
- the information given in the Directors' Report for the financial year for which the financial statements are prepared is consistent with the financial statements.

Matters on which we are required to report by exception

We have nothing to report in respect of the following:

Under the Companies Act 2006 we are required to report to you if, in our opinion:

- adequate accounting records have not been kept, or returns adequate for our audit have not been received from branches not visited by us; or
- the parent company financial statements and the part of the Directors' Remuneration Report to be audited are not in agreement with the accounting records and returns; or
- certain disclosures of directors' remuneration specified by law are not made; or
- we have not received all the information and explanations we require for our audit.

Under the Listing Rules we are required to review:

- the Directors' statement, set out on pages 23 and 24, in relation to going concern;
- the part of the Statement of Corporate Governance on pages 25 to 29 relating to the Company's compliance with the nine provisions of the June 2008 Combined Code specified for our review; and
- certain elements of the report to the shareholders by the Board on Directors' remuneration.

Caroline Gulliver (Senior statutory auditor)

for and on behalf of Ernst & Young LLP, Statutory Auditor,
London

6 June 2011

Consolidated Statement of Comprehensive Income

	Notes	Year ended 31 March 2011			Year ended 31 March 2010		
		Revenue return £'000	Capital return £'000	Total £'000	Revenue return £'000	Capital return £'000	Total £'000
Investment income	3						
Dividend income		2,333	–	2,333	1,330	–	1,330
Interest income		5	–	5	5	–	5
Total revenue		2,338	–	2,338	1,335	–	1,335
Gains on investments held at fair value through profit or loss	9(a)	–	18,679	18,679	–	65,516	65,516
Currency losses	14	–	(131)	(131)	–	(200)	(200)
		2,338	18,548	20,886	1,335	65,316	66,651
Expenses							
Investment management fees	4	(1,487)	–	(1,487)	(996)	–	(996)
Performance fees	4	–	(1,225)	(1,225)	–	–	–
Other administrative expenses	5	(775)	–	(775)	(633)	–	(633)
Profit/(loss) before tax		76	17,323	17,399	(294)	65,316	65,022
Taxation	6	7	–	7	(1)	–	(1)
Profit/(loss) for the year		83	17,323	17,406	(295)	65,316	65,021
Return per Ordinary share (pence)	8						
Basic		0.15	31.56	31.71	(0.63)	139.82	139.19
Diluted		n/a	n/a	n/a	(0.57)	126.06	125.49

The Group does not have any income or expense that is not included in profit/(loss) for the year, and therefore the "Profit/(loss) for the year" is also the "Total comprehensive income for the year", as defined in IAS 1 (revised).

All of the profit/(loss) and total comprehensive income is attributable to the equity holders of the parent company. There are no minority interests.

The total column of this statement represents the Statement of Comprehensive Income of the Group, prepared in accordance with IFRS. The revenue and capital columns are supplementary to this and are prepared under guidance published by the Association of Investment Companies.

All items in the above statement derive from continuing operations.

The accompanying notes are an integral part of these financial statements.

Consolidated and Company Balance Sheets

	Notes	Group As at 31 March 2011 £'000	Company As at 31 March 2011 £'000	Group As at 31 March 2010 £'000	Company As at 31 March 2010 £'000
Non-current assets					
Investments held at fair value through profit or loss	9	157,540	158,307	129,110	129,269
Current assets					
Cash at bank	10	2,923	652	289	82
Other receivables	11	600	48	220	40
Total current assets		3,523	700	509	122
Total assets		161,063	159,007	129,619	129,391
Current liabilities					
Other payables	12	(2,221)	(165)	(299)	(71)
Total current liabilities		(2,221)	(165)	(299)	(71)
Net assets		158,842	158,842	129,320	129,320
Share capital and reserves					
Ordinary share capital	13	14,768	14,768	11,739	11,739
Share premium account		25,406	25,406	12,290	12,290
Special reserve		15,778	15,778	15,778	15,778
Warrant reserve		–	–	3,801	3,801
Warrant exercise reserve		–	–	228	228
Capital redemption reserve		4,484	4,484	4,484	4,484
Capital reserve	14	97,483	97,789	80,160	80,182
Revenue reserve		923	617	840	818
Equity shareholders' funds		158,842	158,842	129,320	129,320
Net asset value per Ordinary share (pence):	15				
Basic		268.90	268.90	275.42	275.42
Diluted		n/a	n/a	239.44	239.44

The financial statements were approved by the Board of Directors and authorised for issue on 6 June 2011 and were signed on its behalf by:

William Salomon

Chairman

The accompanying notes are an integral part of the financial statements.

Consolidated Statement of Changes in Equity

Year ended 31 March 2011

	Share capital £'000	Share premium account £'000	Special reserve £'000	Warrant reserve £'000	Warrant exercise reserve £'000	Capital redemption reserve £'000	Capital reserve £'000	Revenue reserve £'000	Total £'000
Balance at 31 March 2010	11,739	12,290	15,778	3,801	228	4,484	80,160	840	129,320
Net gain on ordinary activities after taxation	–	–	–	–	–	–	17,323	83	17,406
Issue of share capital upon exercise of Warrants	3,029	9,087	–	(3,801)	3,801	–	–	–	12,116
Transfer following final exercise of Warrants	–	4,029	–	–	(4,029)	–	–	–	–
Balance at 31 March 2011	14,768	25,406	15,778	–	–	4,484	97,483	923	158,842

Year ended 31 March 2010

	Share capital £'000	Share premium account £'000	Special reserve £'000	Warrant reserve £'000	Warrant exercise reserve £'000	Capital redemption reserve £'000	Capital reserve £'000	Revenue reserve £'000	Total £'000
Balance at 31 March 2009	11,577	11,807	15,778	4,003	26	4,484	14,844	1,134	63,653
Net gain/(loss) on ordinary activities after taxation	–	–	–	–	–	–	65,316	(295)	65,021
Return of unclaimed dividends	–	–	–	–	–	–	–	1	1
Issue of share capital upon exercise of Warrants	162	483	–	(202)	202	–	–	–	645
Balance at 31 March 2010	11,739	12,290	15,778	3,801	228	4,484	80,160	840	129,320

Company Statement of Changes in Equity

Year ended 31 March 2011

	Share capital £'000	Share premium account £'000	Special reserve £'000	Warrant reserve £'000	Warrant exercise reserve £'000	Capital redemption reserve £'000	Capital reserve £'000	Revenue reserve £'000	Total £'000
Balance at 31 March 2010	11,739	12,290	15,778	3,801	228	4,484	80,182	818	129,320
Net gain/(loss) on ordinary activities after taxation	–	–	–	–	–	–	17,607	(201)	17,406
Issue of share capital upon exercise of Warrants	3,029	9,087	–	(3,801)	3,801	–	–	–	12,116
Transfer following final exercise of Warrants	–	4,029	–	–	(4,029)	–	–	–	–
Balance at 31 March 2011	14,768	25,406	15,778	–	–	4,484	97,789	617	158,842

Year ended 31 March 2010

	Share capital £'000	Share premium account £'000	Special reserve £'000	Warrant reserve £'000	Warrant exercise reserve £'000	Capital redemption reserve £'000	Capital reserve £'000	Revenue reserve £'000	Total £'000
Balance at 31 March 2009	11,577	11,807	15,778	4,003	26	4,484	14,840	1,138	63,653
Net gain/(loss) on ordinary activities after taxation	–	–	–	–	–	–	65,342	(321)	65,021
Return of unclaimed dividends	–	–	–	–	–	–	–	1	1
Issue of share capital upon exercise of Warrants	162	483	–	(202)	202	–	–	–	645
Balance at 31 March 2010	11,739	12,290	15,778	3,801	228	4,484	80,182	818	129,320

Consolidated and Company Cash Flow Statements

	Notes	Year ended 31 March 2011		Year ended 31 March 2010	
		Group £'000	Company £'000	Group £'000	Company £'000
Operating activities					
Profit before tax		17,399	17,406	65,022	65,021
Gains on investments held at fair value through profit or loss		(18,679)	(17,730)	(65,516)	(65,389)
Net losses on foreign exchange		131	34	200	47
Net purchases of investments held at fair value through profit or loss		(9,751)	(11,308)	(1,379)	(1,006)
Increase in amounts due from brokers		(266)	–	–	–
(Increase)/decrease in other receivables		(107)	(8)	(31)	2
Increase/(decrease) in amounts due to brokers		575	–	(11)	–
Increase in other payables		1,347	94	91	5
Net cash outflow from operating activities		(9,351)	(11,512)	(1,624)	(1,320)
Financing activities					
Exercise of Warrants		12,116	12,116	645	645
Return of unclaimed dividends		–	–	1	1
Net increase/(decrease) in cash and cash equivalents		2,765	604	(978)	(674)
Cash and cash equivalents at the start of the year		289	82	1,467	803
Effect of foreign exchange rate changes		(131)	(34)	(200)	(47)
Cash and cash equivalents at the end of the year	10	2,923	652	289	82

The accompanying notes are an integral part of the financial statements.

Notes to the Financial Statements For the year ended 31 March 2011

1. Principal activity

The principal activity of the Company is that of an investment trust company within the meaning of Section 1158 of the Corporation Tax Act 2010 ("s1158").

The principal activity of its foreign subsidiary is similar in all relevant respects to that of its United Kingdom parent.

2. Accounting policies

The financial statements have been prepared in accordance with International Financial Reporting Standards (IFRS), as adopted by the European Union, and interpretations issued by the International Financial Reporting Interpretations Committee of the IASB ("IFRIC").

(a) Basis of preparation

The accounting policies which follow set out those policies which apply in preparing the financial statements for the year ended 31 March 2011. There are no differences between the accounting policies applied in the Group and the Company.

The Company has taken advantage of the exemption provided under Section 408 of the Companies Act 2006 not to publish its individual Statement of Comprehensive Income and related notes.

The Group and Company financial statements are presented in Sterling, which is the currency of the primary economic environment in which the Group operates. All values are rounded to the nearest thousand pounds (£'000) except when otherwise indicated.

Where presentational guidance set out in the Statement of Recommended Practice ("SORP"): 'Financial Statements of Investment Trust Companies and Venture Capital Trusts' issued by the Association of Investment Companies ("AIC") in January 2009, is consistent with the requirements of IFRS, the Directors have sought to prepare the financial statements on a basis compliant with the recommendations of the SORP.

At the date of authorisation of these financial statements, the following Standards and Interpretations were in issue but not yet effective:

- IFRS 9 – Financial Instruments: Classification and Measurement (effective for annual periods beginning on or after 1 January 2013). This standard has not yet been adopted by the EU.
- Amendments to IFRS 1 – First-time Adoption of IFRSs – Financial Instrument Disclosures (effective for annual periods beginning on or after 1 July 2010).
- Amendments to IFRS 7 – Financial Instruments: Disclosures on Derecognition (effective for annual periods beginning on or after 1 July 2011).
- Amendments to IAS 1 – First-time Adoption – Narrow scope on fixed dates and hyperinflation (effective for annual periods beginning on or after 1 July 2011)
- Amendments to IAS 12 – Income taxes – deferred tax amendment (effective for annual periods beginning on or after 1 January 2012).
- Amendments to IAS 24 – Related Party Disclosures (effective for annual periods beginning on or after 1 January 2011).
- IFRIC 19 – Extinguishing Financial Liabilities with Equity Instruments (effective for annual periods beginning on or after 1 July 2010).
- Amendments to IFRIC 14 – Prepayments of a Minimum Funding Requirement (effective for annual periods beginning on or after 1 January 2011).

The Directors do not anticipate that the adoption of these Standards and Interpretations in future periods will materially impact the Company's financial results in the period of initial application although there will be revised presentations to the Primary Financial Statements and additional disclosures. The Company intends to adopt the standards in the reporting period when they become effective.

(b) Group accounts

The Group financial statements consolidate the financial statements of the Company and its subsidiary, New India Investment Company (Mauritius) Limited.

Subsidiaries are consolidated from the date of their acquisition, being the date on which the Group obtains control, and continue to be consolidated until the date that such control ceases. Control comprises the power to govern the financial and operating policies of the investee so as to obtain benefit from its activities and is achieved through direct or indirect ownership of voting rights, currently exercisable or convertible potential voting rights, or by way of contractual agreement. The financial statements of subsidiaries are prepared for the same reporting period as the parent company, using consistent accounting policies.

(c) Presentation of Group Statement of Comprehensive Income

In order to better reflect the activities of an investment trust company and in accordance with guidance issued by the AIC, supplementary information which analyses the Group Statement of Comprehensive Income between items of revenue and capital nature has been presented in the Group Statement of Comprehensive Income. In accordance with the Company's status as a UK investment company under Section 833 of the Companies Act 2006, net capital returns may not be distributed by way of dividend.

(d) Segmental reporting

The Directors are of the opinion that the Group is engaged in a single segment of business, being investment business.

(e) Income

Dividends receivable on equity shares are recognised in the Group Statement of Comprehensive Income on the ex-dividend date. Dividends receivable on equity shares where no ex-dividend date is quoted are brought into account when the Group's right to receive payment is established. Where a Group company has elected to receive dividends in the form of additional shares rather than in cash, the amount of the cash dividend foregone is recognised in the Group Statement of Comprehensive Income. Provision is made for any dividends not expected to be received. Interest receivable from cash and short-term deposits is accrued to the end of the financial year.

(f) Expenses and interest payable

All expenses, with the exception of interest expenses, which would be recognised using the effective interest method, are accounted for on an accruals basis. Expenses are charged to the revenue column of the Group Statement of Comprehensive Income except as follows:

- expenses which are incidental to the acquisition or disposal of an investment are charged to the capital column of the Group Statement of Comprehensive Income and separately identified and disclosed in note 9 (c); and
- expenses are charged to the capital column of the Group Statement of Comprehensive Income where a connection with the maintenance or enhancement of the value of the investments can be demonstrated.

(g) Taxation

The charge for taxation is based on the revenue return for the financial year.

Deferred tax

Deferred tax is recognised in respect of all temporary differences at the Balance Sheet date, where transactions or events that result in an obligation to pay more tax in the future or right to pay less tax in the future have occurred at the Balance Sheet date. This is subject to deferred tax assets only being recognised if it is considered more likely than not that there will be suitable profits from which the future reversal of the temporary differences can be deducted. Deferred tax assets and liabilities are measured at the rates applicable to the legal jurisdictions in which they arise.

(h) Investments

All investments have been designated upon initial recognition at fair value through profit or loss. This is done because all investments are considered to form part of a group of financial assets which is evaluated on a fair value basis, in accordance with the Group's documented investment strategy, and information about the grouping is

provided internally on that basis. Purchases of investments are recognised on a trade date basis and designated upon initial recognition as held at fair value through profit or loss. Sales of assets are also recognised on a trade date basis. Proceeds as measured at fair value, which is regarded as the proceeds of sale less any transaction costs.

The fair value of the financial instruments is based on their quoted bid price at the Balance Sheet date, without deduction for any estimated future selling costs. Any unquoted investments would be held at fair value, as measured by the Directors using appropriate valuation methodologies such as earnings multiples, recent transactions and net assets. In the case of the Company's investment in the subsidiary, of which the Company owns 100% of its Ordinary share capital, this has been measured at fair value, which is deemed to be its net asset value.

Changes in the value of investments held at fair value through profit or loss and gains and losses on disposal are recognised in the Group Statement of Comprehensive Income as "Gains on investments at fair value through profit or loss". Also included within this caption are transaction costs in relation to the purchase or sale of investments, including the difference between the purchase price of an investment and its bid price at the date of purchase.

(i) Cash and cash equivalents

Cash comprises cash in hand and at banks and short-term deposits. Cash equivalents are short-term, highly-liquid investments that are readily convertible to known amounts of cash, and that are subject to an insignificant risk of changes in value.

(j) Other receivables and payables

Other receivables do not carry any interest and are short-term in nature, and are, accordingly, stated at their nominal value. Other payables are non-interest bearing and are stated at their nominal value.

(k) Dividends payable

Final dividends are recognised from the date on which they are declared and approved by shareholders.

(l) Nature and purpose of reserves

Special reserve

The special reserve arose following Court approval in 1998 to transfer £30m from the share premium account. This reserve is distributable and its function is to fund any share buy-backs by the Company.

Capital redemption reserve

The capital redemption reserve arose when Ordinary shares were redeemed, and subsequently cancelled by the Company, at which point an amount equal to the par value of the Ordinary share capital was transferred from the Ordinary share capital to the capital redemption reserve.

Capital reserve

This reserve reflects any gains or losses on investments realised in the period along with any increases and decreases in the fair value of investments held that have been recognised in the Statement of Comprehensive Income.

Revenue reserve

This reserve reflects all income and costs which are recognised in the revenue column of the Statement of Comprehensive Income. The revenue reserve represents the amount of the Company's reserves distributable by way of dividend.

(m) Foreign currency

Overseas monetary assets and liabilities are converted into Sterling at the rate of exchange ruling at the Balance Sheet date. Transactions during the year involving foreign currencies are converted at the rate of exchange ruling at the transaction date. Any gain or loss arising from a change in exchange rates subsequent to the date of the transaction is included as an exchange gain or loss and recognised in the Group Statement of Comprehensive Income.

	Year ended 31 March 2011 £'000	Year ended 31 March 2010 £'000
3. Income		
Income from investments		
Overseas dividends	2,333	1,330
Other operating income		
Deposit interest	5	5
Total income	2,338	1,335

	Year ended 31 March 2011			Year ended 31 March 2010		
	Revenue £'000	Capital £'000	Total £'000	Revenue £'000	Capital £'000	Total £'000
4. Investment management fees						
Investment management fees	1,487	–	1,487	996	–	996
Performance fee	–	1,225	1,225	–	–	–
	1,487	1,225	2,712	996	–	996

The Company has an agreement with AAM Asia for the provision of management services.

During the year, the management fee was payable monthly in arrears and was based on an annual amount of 1% of the net asset value of the Group, valued monthly. The agreement is terminable on one year's notice. The balance due to AAM Asia at the year end was £250,000 (2010 – £200,000). All investment management fees are charged 100% to the revenue column of the Group Statement of Comprehensive Income.

Additionally, the Manager is entitled to a performance-related investment management fee calculated in respect of each financial year to 31 March (the "measurement period") and payable in arrears. The fee is 10% of the amount by which the net asset value per share of the Company (adjusted to add back any performance fees paid or accrued during the measurement period, calculated on a consolidated basis for the Group, and diluted by the deemed exercise of all the Warrants), exceeds the Company's net asset value per share on either the first business day of the current measurement period or at the end of the most recent measurement period in respect of which a performance fee has been paid, whichever is higher, multiplied by the number of Ordinary shares in issue at the start of the measurement period.

At the year end there was a performance fee due to the Manager of £1,225,000 (2010 – £nil), charged 100% to the capital column of the Group Statement of Comprehensive Income.

	Year ended 31 March 2011 £'000	Year ended 31 March 2010 £'000
5. Other administrative expenses – revenue		
Directors' fees	102	87
Marketing contribution	83	64
Auditors' remuneration		
– fees payable to the Group's auditors for the audit of the Group's annual accounts	26	25
– fees payable to the Group's auditors for the audit of the Company's subsidiary annual accounts	7	6
– for other services relating to taxation provided to the Group	15	–
– for other services relating to taxation provided to the subsidiary	6	–
Legal and advisory fees	48	53
Custodian and overseas agents' charges	328	220
Other	160	178
	775	633

Notes to the Financial Statements continued

Directors' fees include £4,634 (2010 – £3,518) paid in respect of the Directors of New India Investment Company (Mauritius) Limited.

The Company has an agreement with Aberdeen Asset Management PLC ('AAM PLC') for the provision of marketing services in relation to the Company's participation in the Aberdeen Investment Trust Share Plan and ISA. The total fees paid and payable under the agreement during the year were £83,000 (2010 – £64,000) and no amount was due to AAM PLC at the year end (2010 – £nil).

	Year ended 31 March 2011			Year ended 31 March 2010		
	Revenue £'000	Capital £'000	Total £'000	Revenue £'000	Capital £'000	Total £'000
6. (a) Tax on ordinary activities						
Current tax:						
Overseas taxation	(7)	–	(7)	1	–	1

(b) Factors affecting the tax charge for the year

The tax charged for the year can be reconciled to the profit per the Group Statement of Comprehensive Income as follows:

	Year ended 31 March 2011			Year ended 31 March 2010		
	Revenue £'000	Capital £'000	Total £'000	Revenue £'000	Capital £'000	Total £'000
Profit/(loss) before tax	76	17,323	17,399	(294)	65,316	65,022
Corporation tax on profit at the standard rate of 28% (2010 – 28%)	22	4,850	4,872	(82)	18,288	18,206
Effects of:						
Gains on investments held at fair value through profit or loss not taxable (see note below)	–	(5,230)	(5,230)	–	(18,344)	(18,344)
Currency losses not taxable	–	37	37	–	56	56
Movement in excess expenses	631	343	974	–	–	–
Non-taxable dividend income	(653)	–	(653)	83	–	83
Overseas tax	(7)	–	(7)	–	–	–
Total tax charge	(7)	–	(7)	1	–	1

The Company has excess expenses of £1,550,000 (2010 – £1,069,000) carried forward. It is considered too uncertain that there will be sufficient taxable profits against which these expenses can be offset and, therefore, in accordance with IAS 12, a deferred tax asset of £403,000 (2010 – £299,000) has not been recognised. Any excess management expenses will be utilised against any taxable income that may arise in the future.

The Company is exempt from corporation tax on capital gains provided it obtains agreement from HM Revenue & Customs that the tests within Section 1158 and 1159 of the Corporation Tax Act 2010 have been met. Under Mauritian taxation laws, no Mauritian capital gains tax is payable on profits arising from the sale of securities.

7. Dividends on equity shares

No final dividend is being proposed for the year ended 31 March 2011 (2010 – £nil).

During the year there were no amounts refunded in respect of unclaimed dividends from previous years (2010 – £1,000).

During the year, the subsidiary Company made a dividend payment of £150,000 (2010 – £nil) to the parent Company, and the net amount due to the parent Company at the year end was £nil (2010 – £nil).

8. Return per Ordinary share

The basic earnings per Ordinary share is based on the net profit after taxation of £17,406,000 (2010 – £65,021,000) and on 54,882,122 (2010 – 46,713,932) Ordinary shares, being the weighted average number of Ordinary shares in issue during the year.

The calculation of the diluted returns per Ordinary share is carried out in accordance with IAS 33, "Earnings per Share". For the purposes of calculating diluted returns per Ordinary share, the number of Ordinary shares is the weighted average used in the basic calculation plus the number of Ordinary shares deemed to be issued for no consideration on exercise of all Warrants by reference to the average share price of the Ordinary shares during the year. As all Warrants were exercised in the year, there is no dilutive impact on the returns per Ordinary share for 2011. The calculations for the year ended 31 March 2010 indicated that the exercise of Warrants would result in an increase in the weighted average number of Ordinary shares of 5,099,802, to a total of 51,813,734 Ordinary shares.

The basic and diluted earnings per Ordinary share detailed above can be further analysed between revenue return and capital return as follows:

Basic	Year ended 31 March 2011			Year ended 31 March 2010		
	Revenue	Capital	Total	Revenue	Capital	Total
Net profit/(loss) (£'000)	83	17,323	17,406	(295)	65,316	65,021
Weighted average number of Ordinary shares in issue			54,882,122			46,713,932
Return per Ordinary share (pence)	0.15	31.56	31.71	(0.63)	139.82	139.19

Diluted	Year ended 31 March 2010		
	Revenue	Capital	Total
Net (loss)/profit (£'000)	(295)	65,316	65,021
Weighted average number of Ordinary shares in issue			51,813,734
Return per Ordinary share (pence)	(0.57)	126.06	125.49

9. Investments held at fair value through profit or loss

(a) Group

	Year ended 31 March 2011 £'000	Year ended 31 March 2010 £'000
Opening book cost	57,747	50,515
Opening investment holdings fair value gains	71,363	11,700
Opening valuation	129,110	62,215
Movements in the year:		
Purchases at cost (see section (c) below)	23,580	11,513
Sales – proceeds	(13,829)	(10,134)
– realised net gains	8,254	5,853
Increase in investment holdings gains	10,425	59,663
Closing valuation	157,540	129,110
	£'000	£'000
Closing book cost	75,752	57,747
Closing investment holdings fair value gains	81,788	71,363
Closing valuation	157,540	129,110

Notes to the Financial Statements continued

	Year ended 31 March 2011 £'000	Year ended 31 March 2010 £'000
Gains on investments		
Realised gains on sales of investments	8,254	5,853
Increase in investment holdings gains	10,425	59,663
	18,679	65,516

	Year ended 31 March 2011 Investments			Year ended 31 March 2010 Investments		
	In subsidiary £'000	Overseas £'000	Total £'000	In subsidiary £'000	Overseas £'000	Total £'000
(b) Company						
Opening book cost	41,150	3,689	44,839	41,150	2,169	43,319
Opening investment holdings fair value gains	80,913	3,517	84,430	18,583	972	19,555
Opening valuation	122,063	7,206	129,269	59,733	3,141	62,874
Movements in the year:						
Purchases	9,000	3,448	12,448	–	1,853	1,853
Sales – proceeds	–	(1,140)	(1,140)	–	(847)	(847)
– realised net gains	–	410	410	–	514	514
Increase in investment holdings fair value gains	16,414	906	17,320	62,330	2,545	64,875
Closing valuation	147,477	10,830	158,307	122,063	7,206	129,269

	Year ended 31 March 2011 Investments			Year ended 31 March 2010 Investments		
	In subsidiary £'000	Overseas £'000	Total £'000	In subsidiary £'000	Overseas £'000	Total £'000
Closing book cost	50,150	6,407	56,557	41,150	3,689	44,839
Closing investment holdings fair value gains	97,327	4,423	101,750	80,913	3,517	84,430
Closing valuation	147,477	10,830	158,307	122,063	7,206	129,269

	As at 31 March 2011 £'000	As at 31 March 2010 £'000
Gains on investments		
Realised gains on sales of investments	410	514
Increase in investment holdings gains	17,320	64,875
	17,730	65,389

The overseas investments held are in listed stocks with the exception of a holding in Ultratech Cement GDR which is currently unlisted. The value of this holding at the year end was £223,000 (2010 – all listed).

The Company owns 100% of the Ordinary share capital of its subsidiary, New India Investment Company (Mauritius) Limited, an investment holding company registered in Mauritius.

The investment in the subsidiary is valued at fair value, which is deemed to be its underlying net asset value.

All investments are categorised as held at fair value through profit or loss, and were designated as such upon initial recognition.

(c) Transaction costs

During the year, expenses were incurred in acquiring or disposing of investments classified as fair value through profit or loss. These have been expensed through the capital column of the Statement of Comprehensive Income, and are included within gains on investments at fair value through profit or loss in the Statement of Comprehensive Income. The total costs were as follows:

	Year ended 31 March 2011		Year ended 31 March 2010	
	Group £'000	Company £'000	Group £'000	Company £'000
Purchases	85	2	39	–
Sales	38	–	40	–
	123	2	79	–

	Group	Company	Group	Company
	2011 £'000	2011 £'000	2010 £'000	2010 £'000
10. Cash and cash equivalents				
Cash at bank	2,923	652	289	82

	Group	Company	Group	Company
	2011 £'000	2011 £'000	2010 £'000	2010 £'000
11. Other receivables				
Due from brokers	266	–	–	–
Prepayments and accrued income	316	48	209	40
Current tax recoverable	18	–	11	–
	600	48	220	40

None of the above amounts are past their due date or impaired.

	Group	Company	Group	Company
	2011 £'000	2011 £'000	2010 £'000	2010 £'000
12. Other payables				
Amounts due to brokers	575	–	–	–
Other payables	1,646	165	299	71
	2,221	165	299	71

	2011		2010	
	Number	£'000	Number	£'000
13. Ordinary share capital				
Authorised				
Ordinary shares of 25p each	200,000,000	50,000	200,000,000	50,000
Issued and fully paid				
Ordinary shares of 25p each :				
Balance brought forward	46,954,143	11,739	46,309,458	11,577
Warrants exercised during the year	12,115,997	3,029	644,685	162
Balance carried forward	59,070,140	14,768	46,954,143	11,739

Notes to the Financial Statements continued

The Ordinary shares give shareholders the entitlement to all of the capital growth in the Group's assets, and to all the income from the Group that is resolved to be distributed.

As at 31 March 2011, there were no Warrants in issue (31 March 2010 – 12,115,997).

During the year, and following the final exercise date, the remaining 12,115,997 (2010 – 644,685) Warrants were exercised at a price of 100p each, creating 12,115,997 (2010 – 644,685) new Ordinary shares which were issued for a total consideration of £12,115,997 (2010 – £644,685). As a result of this, £3,801,033 (2010 – £202,251) was transferred from the Warrant Reserve to the Warrant Exercise Reserve.

Ownership of Subsidiary

At the year end, the Company's wholly-owned Subsidiary, New India Investment Company (Mauritius) Limited ('the Subsidiary') had share capital of 4,275,000 Redeemable Participating Preference shares of £0.10 each ('Preference shares') and 50 Management shares of £1 each. The Company holds 100% of the share capital of the Subsidiary.

In January 2005 the Subsidiary issued a Warrant instrument to the Company, giving the Company the right to purchase up to 38,350,900 Preference shares, at an exercise price per share of £20 per share ('the 2015 Warrant'). The 2015 Warrant is exercisable for 10 years from 14 January 2005.

In August 2010, the Subsidiary issued a further Warrant instrument to the Company for a consideration of £9,000,000, giving the Company the right to purchase up to 1,321,417 Preference shares, at an exercise price per share of £40 per share ('the 2020 Warrant'). The 2020 Warrant is exercisable for 10 years from 26 August 2010.

The Subsidiary also has the right to repurchase both Warrants in part or in whole.

Partial repurchase of Subsidiary Warrant

On 15 May 2008, the Subsidiary repurchased part of the 2015 Warrant, in relation to 405,900 Preference shares, at a valuation based on the subscription price of £20. In aggregate, proceeds of £3,004,000 were received by the Company in the form of a partial capital redemption. These proceeds were credited to the capital reserve of the Company.

As at 31 March 2011, there are two Warrants in issue (2010 – one) carrying the right for the Company to subscribe for 37,945,000 and 1,321,417 (2010 – 37,945,000, and nil) new Preference shares of 10p in the Subsidiary at £20 and £40 per share respectively.

Capital management

The Group manages its capital to ensure that it will be able to continue as a going concern while maximising the return to shareholders.

The capital structure of the Company consists of cash, cash equivalents and equity, comprising issued capital, reserves and retained earnings.

The Group's overall strategy remains unchanged from 2010.

14. Capital reserves	2011	2010
	£'000	£'000
Group		
At 1 April 2010	80,160	14,844
Currency losses	(131)	(200)
Movement in investment holdings fair value gains	10,425	59,663
Gain on sales of investments	8,254	5,853
Capitalised expenses	(1,225)	–
At 31 March 2011	97,483	80,160

The capital reserve includes gains of £81,788,000 (2010 – £71,363,000) which relate to the revaluation of investments held at the reporting date.

Company	2011	2010
	£'000	£'000
At 1 April 2010	80,182	14,840
Currency losses	(34)	(47)
Movement in investment holdings fair value gains	17,320	64,875
Gain on sales of investments	410	514
Capitalised expenses	(89)	–
At 31 March 2011	97,789	80,182

The capital reserve includes gains of £101,750,000 (2010 – £84,430,000) which relate to the revaluation of investments held at the reporting date.

15. Net asset value per Ordinary share

The basic net asset value per Ordinary share is based on a net asset value of £158,842,000 (2010 – £129,320,000) and on 59,070,140 (2010 – 46,954,143) Ordinary shares, being the number of Ordinary shares in issue at the year end.

The diluted net asset value per Ordinary share is calculated by reference to the total number of Ordinary shares in issue at the year end and on the assumption that those Warrants which are not exercised at the year end were exercised on the first day of the financial year at 100p per share. There is no diluted calculation for 2011 due to the final exercise of all remaining Warrants during the year. In 2010 the diluted calculation assumed 12,115,997 Warrants were exercised on the first day of the financial year at 100p per share, giving a total of 59,070,140 Ordinary shares.

16. Financial instruments

The Group's financial instruments comprise securities and other investments, cash balances and debtors and creditors that arise directly from its operations; for example, in respect of sales and purchases awaiting settlement and debtors for accrued income, short-term debtors and creditors.

The Manager has a dedicated investment management process, which ensures that the investment policy explained on page 2 is followed. Stock selection procedures are in place based on the active portfolio management and identification of stocks. The portfolio is reviewed on a periodic basis by a senior investment manager and also by the Manager's Investment Committee.

The Manager has an independent Investment Risk department for reviewing the investment risk parameters of the Group's portfolio on a regular basis. The department reports to the Manager's Performance Review Committee which is chaired by the Manager's Chief Investment Officer. The department's responsibility is to review and monitor predicted portfolio risk and style characteristics using best practice, industry standard multi-factor models.

Notes to the Financial Statements continued

Additionally, the Manager's Compliance department continually monitors the Group's investment and borrowing powers and reports to the Manager's Risk Management Committee.

The main risks arising from the Group's financial instruments are: (i) market price risk; (ii) liquidity risk; and (iii) credit risk.

The Board regularly reviews and agrees policies for managing each of these risks, and these are summarised below. These policies have remained unchanged since the inception of the Group.

The Board considers that the carrying amount of all disclosed receivables approximates to their fair values.

(i) Market price risk

The fair value or future cash flows of a financial instrument held by the Company may fluctuate because of changes in market prices. This market risk comprises three elements – interest rate risk, foreign currency risk and other price risk.

Interest rate risk

Interest rate movements may affect the level of income receivable on cash deposits.

The possible effects on fair value and cash flows that could arise as a result of changes in interest rates are taken into account when making investment and borrowing decisions.

Financial assets

The interest rate risk profile of the Group's financial assets, excluding equity shares which are non-interest bearing and short-term debtors, as at 31 March 2011 and 31 March 2010 was as follows:

Type	Total (per Balance Sheet)		Floating rate	
	2011 £'000	2010 £'000	2011 £'000	2010 £'000
Cash at bank – Sterling	1,212	288	1,212	288
Cash at bank – US Dollar	–	1	–	1
Cash at bank – Indian Rupee	1,711	–	1,711	–
Total	2,923	289	2,923	289

The floating rate assets consist of cash deposits on call earning interest at prevailing market rates, and are classified as having maturity dates of less than one year.

Financial liabilities

Excluding short term creditors, the Group had no financial liabilities as at 31 March 2011 and 31 March 2010 which had interest rate risk.

Interest rate sensitivity

Movements in interest rates would not significantly affect net assets attributable to the Group's shareholders and total profit.

Foreign currency risk

The Group's total return and net assets can be significantly affected by currency translation movements as the majority of the Group's assets and income are denominated in currencies other than Sterling, which is the Group's functional currency. It is not the Group's policy to hedge this risk but it reserves the right to do so, to the extent possible.

Foreign currency exposure by currency of denomination:

	31 March 2011			31 March 2010		
	Overseas investments £'000	Net monetary assets £'000	Total currency exposure £'000	Overseas investments £'000	Net monetary assets £'000	Total currency exposure £'000
US Dollar	10,830	–	10,830	7,206	1	7,207
Indian Rupee	146,710	1,711	148,421	121,904	–	121,904
	157,540	1,711	159,251	129,110	1	129,111

At 31 March 2011, the exchange rate of the Indian Rupee against the reporting currency Sterling was £1: INR 71.484 compared with an exchange rate of £1: INR 68.101 at 31 March 2010. Based on continuing to hold the same investments in the same quantities from 1 April 2010 to 31 March 2011, all other things being equal, the impact of the exchange rate movement over the year would be to decrease the value of the investments by £5,769,000 (2010 – £4,007,000).

Foreign currency sensitivity

There is no sensitivity analysis included, as the Group's significant foreign currency financial instruments are in the form of equity investments, which have been included within the other price risk sensitivity analysis so as to show the overall level of exposure.

Other price risk

Other price risks (ie, changes in market prices other than those arising from interest rate or currency risk) may affect the value of the quoted investments.

It is the Board's policy to hold an appropriate spread of investments in the portfolio in order to reduce the risk arising from factors specific to a sector. Both the allocation of assets and the stock selection process, as detailed on page 2, act to reduce market risk. The Manager actively monitors market prices throughout the year and reports to the Board, which meets regularly in order to review investment strategy. The investments held by the Group are all listed on the Bombay (Mumbai) Stock Exchange and/or The Indian National Stock Exchange, with the exception of the Gail (India) GDR, whose primary exchange is London, Grasim Industries GDR and Ambuja Cements GDR, whose primary exchange is Luxembourg, Infosys Technologies ADR, whose primary exchange is the NASDAQ GS and Ultratech Cement GDR which is traded 'Over The Counter'.

Other price risk sensitivity

If market prices at the Balance Sheet date had been 25% higher or lower while all other variables remained constant, the return attributable to Ordinary shareholders for the year ended 31 March 2011 would have increased /(decreased) by £39,385,000 (2010 – increased/(decreased) by £32,278,000) and equity reserves would have increased /(decreased) by the same amount.

(ii) Liquidity risk

This is the risk that the Group will encounter difficulty in meeting obligations associated with financial liabilities. Liquidity risk is not considered to be significant, as the Group's assets mainly comprise readily realisable securities which can be sold to meet funding requirements, if necessary.

(iii) Credit risk

This is failure of the counterparty to a transaction to discharge its obligations under that transaction, which could result in the Group suffering a loss.

The risk is not considered to be significant, and is managed as follows:

- investment transactions are carried out with a large number of brokers, whose credit standing is reviewed periodically by the Manager, and limits are set on the amount that may be due from any one broker;
- the risk of counterparty exposure due to failed trades causing a loss to the Group is mitigated by the review of failed trade reports on a monthly basis. In addition, the Custodian carries out a stock reconciliation to the

Notes to the Financial Statements continued

Administrators' records on a monthly basis to ensure discrepancies are picked up on a timely basis. The Manager's Compliance department carries out periodic reviews of the Custodian's operations and reports its findings to the Manager's Risk Management Committee. This review will also include checks on the maintenance and security of investments held; and

- cash is held only with reputable banks whose credit ratings are monitored on a regular basis.

None of the Group's financial assets are secured by collateral or other credit enhancements.

Fair values of financial assets and financial liabilities

Investments held at fair value through profit or loss are valued at their quoted bid prices which equate to their fair values. The Directors are of the opinion that the other financial assets and liabilities are stated at fair value in the Balance Sheet and considered that this is equal to the carrying amount.

17. Capital management policies and procedures

The Company's capital management objectives are:

- to ensure that the Company will be able to continue as a going concern; and
- to maximise the income and capital return to its equity shareholders through an appropriate balance of equity capital and debt. The policy is that debt should not exceed 25% of net assets.

	2011 £'000	2010 £'000
Debt	–	–
Equity		
Equity share capital	14,768	11,739
Retained earnings and other reserves	144,074	117,581
	158,842	129,320
Debt as a % of net assets	0.0%	0.0%

The Board, with the assistance of the Manager monitors and reviews the broad structure of the Company's capital on an ongoing basis. This review includes:

- the planned level of gearing, which takes account of the Manager's views on the market;
- the need to buy back equity shares for cancellation, which takes account of the difference between the net asset value per share and the share price (ie the level of share price discount or premium);
- the need for new issues of equity shares; and
- the extent to which revenue in excess of that which is required to be distributed should be retained.

The Company's objectives, policies and processes for managing capital are unchanged from the preceding accounting period.

The Company had no loan gearing at the year end (2010 – nil).

18. Fair value hierarchy

The Company adopted the amendments to IFRS 7 'Financial Instruments: Disclosures' effective from 1 January 2009. These amendments require an entity to classify fair value measurements using a fair value hierarchy that reflects the significance of the inputs used in making the measurements. The fair value hierarchy shall have the following levels:

- Level 1: quoted prices (unadjusted) in active markets for identical assets or liabilities;

- Level 2: inputs other than quoted prices included within Level 1 that are observable for the assets or liability, either directly (ie as prices) or indirectly (ie derived from prices); and
- Level 3: inputs for the asset or liability that are not based on observable market data (unobservable inputs).

The financial assets and liabilities measured at fair value in the Balance Sheet are grouped into the fair value hierarchy at the Balance Sheet date are as follows:

Group	Note	Level 1 £'000	Level 2 £'000	Level 3 £'000	Total £'000
As at 31 March 2011					
<i>Financial assets at fair value through profit or loss</i>					
Quoted equities	a)	157,317	–	–	157,317
Unlisted GDR	b)	–	223	–	223
Net fair value		157,317	223	–	157,540

As at 31 March 2010

Financial assets at fair value through profit or loss

Quoted equities	a)	129,110	–	–	129,110
Net fair value		129,110	–	–	129,110

Company	Note	Level 1 £'000	Level 2 £'000	Level 3 £'000	Total £'000
As at 31 March 2011					
<i>Financial assets at fair value through profit or loss</i>					
Quoted equities	a)	10,830	–	–	10,830
Investment in Subsidiary	c)	–	147,477	–	147,477
Net fair value		10,830	147,477	–	158,307

As at 31 March 2010

Financial assets at fair value through profit or loss

Quoted equities	a)	7,206	–	–	7,206
Investment in Subsidiary	c)	–	122,063	–	122,063
Net fair value		7,206	122,063	–	129,269

a) Quoted equities

The fair value of the Group's investments in quoted equities have been determined by reference to their quoted bid prices at the reporting date. Quoted equities included in Fair Value Level 1 are actively traded on recognised stock exchanges.

b) Unlisted GDR

The fair value of the Group's investment in an unlisted GDR has been determined using observable market inputs other than quoted prices included within Level 1.

c) Investment in Subsidiary

The fair value of the Company's investment in its Subsidiary has been determined by reference to the Subsidiary company's net asset value at the reporting date and hence is categorised in Fair Value Level 2.

How to Invest in New India Investment Trust PLC

Direct

Investors can buy and sell shares in New India Investment Trust PLC directly through a stockbroker or indirectly through a lawyer, accountant or other professional adviser. Alternatively, shares may be bought directly through Aberdeen's Investment Trust Share Plan, Investment Plan for Children, Investment Trust ISA or ISA Transfer.

Aberdeen's Investment Plan for Children

AAM runs an Investment Plan for Children (the "Children's Plan") which covers a number of investment companies under its management, including New India Investment Trust PLC. Anyone can invest in the Children's Plan, including parents, grandparents and family friends. All investments are free of dealing charges on the initial purchase of shares, although investors will suffer the bid-offer spread which can, on some occasions, be a significant amount. Lump sum investments start at £150 per trust, while regular savers may invest from £30 per month. Investors simply pay Government Stamp Duty (currently 0.5%) on entry. Selling costs are £10 + VAT. There is no restriction on how long an investor need invest in the Children's Plan, and regular savers can stop or suspend participation by instructing AAM in writing at any time. In common with other schemes of this type, all investments are held in nominee accounts.

Aberdeen's Investment Trust Share Plan

Aberdeen Asset Managers Limited ("AAM") runs a Share Plan (the "Plan") through which shares in New India Investment Trust PLC can be purchased. There are no dealing charges on the initial purchase of shares, although investors will suffer the bid-offer spread which can, on some occasions, be a significant amount. Lump sum investments start at £250, while regular savers may invest from £100 per month. Investors simply pay Government Stamp Duty (currently 0.5%) on entry. Selling costs are £10 + VAT. There is no restriction on how long an investor need invest in a Plan, and regular savers can stop or suspend participation by instructing AAM in writing at any time. In common with other schemes of this type, all investments are held in nominee accounts. Investors have full voting and other rights of share ownership.

Stocks and Shares ISA

An investment of up to £10,680 in New India Investment Trust PLC can be made through Aberdeen's Stocks and Shares ISA in the tax year 2011/2012.

There are no brokerage or initial charges for the ISA, although investors will suffer the bid-offer spread, which can, on some occasions, be a significant amount.

Investors only pay Government Stamp Duty (currently 0.5%) on purchases. Selling costs are £15 + VAT.

The annual ISA administration charge is £24 + VAT, calculated six monthly and deducted from income. Under current legislation, investments in ISAs can grow free of capital gains tax.

ISA Transfer

Investors can choose to transfer previous tax year investments to AAM, which can be invested in New India Investment Trust PLC while retaining their ISA wrapper. The minimum lump sum for an ISA transfer is £1,000 and is subject to a minimum per trust of £250.

Note

Please remember that past performance is not a guide to the future. Stock market and currency movements may cause the value of shares and the income from them to fall as well as rise and investors may not get back the amount they originally invested.

As with all equity investments, the value of investment trusts purchased will immediately be reduced by the difference between the buying and selling prices of the shares, the market maker's spread.

Investors should further bear in mind that the value of any tax relief will depend on the individual circumstances of the investor and that tax rates and reliefs, as well as the tax treatment of ISAs, may be changed by future legislation.

Literature Request Service

For literature and application forms for AAM's investment trust products, please contact:

Telephone: 0500 00 40 00
Email: aam@lit-request.com

Keeping You informed

The Ordinary share price for New India Investment Trust PLC appears under the heading 'Investment Companies' in the Financial Times.

For internet users, detailed information on New India Investment Trust PLC, including the latest price and net asset value per Ordinary share, as well as performance information and a monthly fact sheet, is available on the Company's website (www.newindia-trust.co.uk).

Contact Us

For information on New India Investment Trust PLC or for any administrative queries relating to the Investment Trust Share Plan, Investment Plan for Children, Investment Trust ISA or ISA Transfer, please visit www.inltrusts.co.uk or contact:

Aberdeen Investment Trust Administration
Block C, Western House
Lynchwood Business Park
Peterborough, PE2 6BP

Telephone: 0500 00 00 40

If you have an administrative query which relates to a direct shareholding in New India Investment Trust PLC, please contact the Registrar (see page 59 for details).

The above information has been approved for the purposes of Section 21 of the Financial Services and Markets Act 2000 by Aberdeen Asset Managers Limited which is authorised and regulated by the Financial Services Authority.

Risk

As the market value of the listed Ordinary shares in investment companies is determined by demand and supply in the stock market for those shares, the market value of the shares may fluctuate and may not always reflect the underlying net asset value per share. It should be remembered that the price of the shares and the income from the shares can go down as well as up, and investors may not realise the value of their initial investment. Quoted market prices of the Company's shares are normally approximate and you may not be able to buy or sell your shares at precisely the quoted price.

Investment in the shares may be relatively illiquid. There may be a limited number of shareholders and/or market-makers and this fact may contribute to infrequent trading on the London Stock Exchange and volatile price movements.

The Company's investments are subject to normal market fluctuations and the risks inherent in the purchase, holding or selling of equity securities and related instruments, and there can be no assurance that appreciation will occur. There can be no guarantee that the full value of the Company's investments will be realisable in the event of a sale.

Emerging Market Risks

Investment in Indian equities or those of companies that derive significant revenue or profit solely from India involves a greater degree of risk than that usually associated with investment in the securities in major securities markets or a range of emerging markets. The securities that the Company owns may be considered speculative because of this higher degree of risk. Risks include:

- greater risk of expropriation, confiscation, taxation, nationalisation and social, political and economic instability;
- certain national policies which may restrict the investment opportunities available in respect of a fund, including restrictions on investing in issuers or industries deemed sensitive to national interests;
- the absence of developed legal structures governing private or foreign investment and private property;
- currency fluctuations, greater market volatility and high interest rates;
- changes in taxation laws and/or rates which may affect the value of the Group's investments; and
- changes in government which may have an adverse effect on economic reform.

Glossary of Terms and Definitions

Discount

The amount by which the market price per share of an investment trust is lower than the net asset value per share. The discount is normally expressed as a percentage of the net asset value per share.

Dividend Cover

Earnings per share divided by dividends per share expressed as a ratio.

Dividend Yield

The annual dividend expressed as a percentage of the share price.

Net Asset Value (or NAV)

The value of total assets less liabilities. Liabilities for this purpose included current and long-term liabilities. The net asset value divided by the number of shares in issue produces the net asset value per share.

Premium

The amount by which the market price per share of an investment trust exceeds the net asset value per share. The premium is normally expressed as a percentage of the net asset value per share.

Price/Earnings Ratio

The ratio is calculated by dividing the middle-market price per share by the earnings per share. The calculation assumes no change in earnings but in practice the multiple reflects the stock market's view of a company's prospects and profit growth potential.

Prior Charges

The name given to all borrowings including debentures, loan and short term loans and overdrafts that are to be used for investment purposes, reciprocal foreign currency loans, currency facilities to the extent that they are drawn down, index-linked securities, and all types of preference or preferred capital and the income shares of split capital trusts, irrespective of the time until repayment.

Total Assets

Total Assets less current liabilities (before deducting prior charges as defined above).

Total Expense Ratio

Ratio of expenses as a percentage of average shareholders' funds calculated both including and excluding any performance fee. The industry standard is the Lipper Fitzrovia method which excludes any performance fee payable to the Manager where this has been charged to capital.

Total Return

Total Return involves reinvesting the net dividend in the month that the share price goes up. The NAV Total Return involves investing the same net dividend in the NAV of the trust on the date to which that dividend was earned, eg quarter end, half year or year end date.

Notice of Annual General Meeting

Notice is hereby given that the Annual General Meeting of New India Investment Trust PLC will be held at Bow Bells House, 1 Bread Street, London EC4M 9HH, at 11.00 a.m. on 22 September 2011 for the following purposes:

Ordinary Business

As ordinary business to consider and, if thought fit, pass the following Resolutions 1 to 5, inclusive, as Ordinary Resolutions:

1. To receive the Directors' Report and Financial Statements for the year ended 31 March 2011, together with the independent auditor's report thereon.
2. To receive and adopt the Directors' Remuneration Report.
3. To re-elect William Salomon as a Director of the Company.
4. To re-elect Sarah Bates as a Director of the Company.
5. To re-appoint Ernst & Young LLP as auditor of the Company and to authorise the Directors to determine their remuneration.

Special Business

As special business to consider and, if thought fit, pass the following resolutions in the case of Resolutions 6, 8 and 10 as Special Resolutions and in the case of Resolutions 7 and 9 as Ordinary Resolutions:

Authority to Make Market Purchases of Shares

6. THAT, the Directors of the Company be and are hereby generally and unconditionally authorised in accordance with Section 701 of the Companies Act 2006 ("the Act"), but without prejudice to the exercise of any such authority prior to the date of this resolution, to make market purchases (within the meaning of Section 693(4) of the Act) of Ordinary shares of 25p each in the capital of the Company ("Ordinary shares"), and to cancel or hold these Ordinary shares in treasury provided that:
 - (i) the maximum aggregate number of Ordinary shares hereby authorised to be purchased shall be an aggregate of 8,854,613 Ordinary shares, being 14.99 per cent. of the issued Ordinary share capital of the Company as the date of approval of this notice;
 - (ii) the minimum price which may be paid for an Ordinary share is 25p (exclusive of expenses);
 - (iii) the maximum price (exclusive of expenses) which may be paid for an Ordinary share shall be not more than the higher of (i) 5 per cent. above the average market values of the shares taken from the Daily Official List of the London Stock Exchange for the 5 business days before the purchase is made or that stipulated by Article 5(1) of the Commission Regulation (EC) No. 2273/2003 and, (ii) the higher of the last independent trade and the highest current bid on the trading venue where the purchase is carried out; and
 - (iv) unless renewed, the authority hereby conferred shall expire at the conclusion of the next Annual General Meeting of the Company or on 30 September 2012, whichever is earlier, save that the Company may, prior to such expiry, enter into a contract to purchase Ordinary shares which will or may be completed or executed wholly or partly after the expiration of such authority and may make a purchase of Ordinary shares pursuant to any such contract.

Authority to Allot Shares

7. THAT, in substitution for any existing authority under section 551 of the Companies Act 2006 (the "Act"), but without prejudice to the exercise of any such authority prior to the date of this resolution, the Directors be and they are hereby generally and unconditionally authorised, in accordance with Section 551 of the Companies Act 2006, to allot equity securities (within the meaning of the section 551 of the Act) up to an aggregate nominal amount of £738,376 (representing approximately 5 per cent. of the Company's issued Ordinary share capital as at the date of approval of this notice) during the period commencing on the date of the passing of this resolution and expiring at the conclusion of the next Annual General Meeting of the Company or on 30 September 2012, whichever is earlier, but so that this authority shall allow the Company to make, before the expiry of this authority, offers or agreements which would or might require relevant securities to be allotted after such expiry and notwithstanding such expiry, the Directors may allot relevant securities in pursuance of any such offers or agreements.

Notice of Annual General Meeting continued

Disapplication of Pre-emption Rights

8. THAT, subject to the passing of resolution numbered 7 above ("the Section 551 resolution") and in substitution for any existing authority under sections 570 and 573 of the Companies Act 2006 (the "Act") but without prejudice to the exercise of any such authority prior to the date of this resolution, the Directors of the Company be and are hereby generally and unconditionally authorised in accordance with Sections 570 and 573 of the Act to allot equity securities (within the meaning of Section 560 of the Act) either pursuant to the Section 551 resolution or by way of a sale of treasury shares, in each case for cash as if Section 561(1) of the Act did not apply to such allotment, provided that this power shall be limited to:
- (a) the allotment of equity securities (otherwise than pursuant to sub-paragraph (b) below) up to an aggregate nominal amount of £738,376 (representing approximately 5 per cent. of the Company's issued Ordinary share capital as at the date of approval of this notice); and
 - (b) in connection with or the subject of an offer or invitation, open for acceptance for a period fixed by the Directors, to holders of Ordinary shares and such other equity securities of the Company as the Directors may determine on the register of members on a fixed record date in proportion (as nearly as may be) to their respective holdings of such securities, (but subject to such exclusions, limits or restrictions or other arrangements as the Directors of the Company may consider necessary or appropriate to deal with treasury shares, fractional entitlements, record dates or legal, regulatory or practical problems in or under the laws of, or requirements of, any regulatory body or any stock exchange in any territory or otherwise howsoever); and

such power shall expire at the conclusion of the next Annual General Meeting of the Company or on 30 September 2012, whichever is earlier, but so that this power shall enable the Company to make an offer or agreement before such expiry which would or might require equity securities to be allotted after such expiry and the Directors of the Company may allot equity securities in pursuance of any such offer or agreement as if such expiry had not occurred.

Continuation Vote

9. To approve the continuance of the Company as an investment trust.

New Articles of Association

10. THAT the Articles of Association contained in the document produced to the meeting and signed by the Chairman for the purposes of identification be approved and adopted as the Articles of Association of the Company in substitution for and to the exclusion of the existing Articles of Association with effect from the conclusion of the 2011 Annual General Meeting.

Bow Bells House
1 Bread Street, London EC4M 9HH
6 June 2011

By order of the Board
Aberdeen Asset Management PLC
Secretaries

Notes:

- (i) A shareholder entitled to attend and vote at the meeting is entitled to appoint one or more proxies to attend, speak and vote instead of him/her or on his/her behalf at the Meeting. A proxy need not be a shareholder. The shareholder may appoint more than one proxy, provided that each proxy is appointed to attend, speak and vote in respect of a different share or shares. If you wish your proxy to speak on your behalf at the meeting, you will need to appoint your own choice of proxy (not the chairman of the meeting) and give instructions directly to them. Appointing a proxy will not prevent a shareholder from attending in person and voting at the meeting. A proxy form which may be used to make such appointment and give proxy instructions accompanies this notice. If you do not have a proxy form and believe that you should, or if you would like to appoint more than one proxy, please contact the Company's Registrar, Computershare Investor Services PLC on 0870 707 1153. In the case of joint holders, the vote of the first named in the register of members of the Company who tenders a vote, whether in person or by proxy, shall be accepted to the exclusion of the votes of other joint holders.
- (ii) To be valid, the appointment of a proxy, and the original or duly certified copy of the power of attorney or other authority, if any, under which it is signed or authenticated, should be sent to the Company's Registrar, Computershare

Investor Services PLC, The Pavilions, Bridgwater Road, Bristol, BS99 6ZY so as to arrive not less than 48 hours before the time fixed for the Meeting.

- (iii) Pursuant to Regulation 41 of the Uncertificated Securities Regulations 2001, the Company specifies that only those shareholders registered in the register of members of the Company not later than 6pm on the date two days (excluding non-working days) before the time fixed for the meeting (or, if the meeting is adjourned, registered in the register of members not later than 6pm on the date two days (excluding non-working days) before the time fixed for the adjourned meeting) shall be entitled to attend or vote at the meeting in respect of the number of Ordinary shares registered in their name at that time. In each case, changes to entries on the register of members of the Company after that time shall be disregarded in determining the rights of any person to attend or vote at the meeting.
- (iv) Any shareholder holding 3% or more of the total voting rights of the Company who appoints a person other than the chairman of the meeting as his or her proxy(ies) will need to ensure that both he or she and his/her proxy(ies) comply with their respective disclosure obligations under the UK Disclosure and Transparency Rules.
- (v) CREST members who wish to appoint a proxy or proxies by utilising the CREST electronic proxy appointment service may do so for the meeting and any adjournment(s) thereof by utilising the procedures described in the CREST Manual. CREST personal members or other CREST sponsored members, and those CREST members who have appointed a voting service provider(s), should refer to their CREST sponsor or voting service provider(s), who will be able to take the appropriate action on their behalf.
- (vi) In order for a proxy appointment made by means of CREST to be valid, the appropriate CREST message (a "CREST Proxy Instruction") must be properly authenticated in accordance with Euroclear UK & Ireland Limited's ("EUI") specifications and must contain the information required for such instructions, as described in the CREST Manual. The message must be transmitted so as to be received by the issuer's agent (3RA50) no later than 48 hours before the time of the meeting or any adjournment. For this purpose, the time of receipt will be taken to be the time (as determined by the timestamp applied to the message by the CREST Applications Host) from which the issuer's agent is able to retrieve the message by enquiry to CREST in the manner prescribed by CREST.
- (vii) CREST members and, where applicable, their CREST sponsors or voting service providers should note that EUI does not make available special procedures in CREST for any particular messages. Normal system timings and limitations will therefore apply in relation to the input of CREST Proxy Instructions. It is the responsibility of the CREST member concerned to take (or, if the CREST member is a CREST personal member or sponsored member or has appointed a voting service provider(s), to procure that his CREST sponsor or voting service provider(s) take(s)) such action as shall be necessary to ensure that a message is transmitted by means of the CREST system by any particular time. In this connection, CREST members and, where applicable, their CREST sponsors or voting service providers are referred, in particular, to those sections of the CREST Manual concerning practical limitations of the CREST system and timings.
- (viii) The Company may treat as invalid a CREST Proxy Instruction in the circumstances set out in Regulation 35(5)(a) of the Uncertificated Securities Regulations 2001.
- (ix) In order to facilitate voting by corporate representatives at the Meeting, arrangements will be put in place at the meeting so that (i) if a corporate shareholder has appointed the chairman of the meeting as its corporate representative to vote on a poll in accordance with the directions of all of the other corporate representatives for that shareholder at the meeting then, on a poll, those corporate representatives will give voting directions to the chairman and the chairman will vote (or withhold a vote) as corporate representative in accordance with those directions; and (ii) if more than one corporate representative for the same corporate shareholder attends the meeting but the corporate shareholder has not appointed the chairman of the meeting as its corporate representative, a designated corporate representative will be nominated from those corporate representatives who attend, who will vote on a poll, and the other corporate representatives will give voting directions to that designated corporate representative. Corporate shareholders are referred to the guidance issued by the Institute of Chartered Secretaries and Administrators on proxies and corporate representatives – www.icsa.org.uk – for further details of this procedure. The guidance includes a sample form of representation letter if the chairman is being appointed as described in (i) above.
- (x) A person to whom this notice is sent who is a person nominated under Section 146 of the Companies Act 2006 to enjoy information rights (a "Nominated Person") may, under an agreement between him/her and the shareholder by whom he/she was nominated, have a right to be appointed (or to have someone else appointed) as a proxy for the Meeting. If a Nominated Person has no such proxy appointment right or does not wish to exercise it, he/she may, under any such agreement, have a right to give instructions to the shareholder as to the exercise of voting rights. The statements of the rights of members in relation to the appointment of proxies in Notes (i) and (ii) above do not apply to a Nominated Person. The rights described in those Notes can only be exercised by registered members of the Company.
- (xi) The terms of appointment of the Directors of the Company are available for inspection on any day (except Saturdays, Sundays and bank holidays) from the date of this notice of until the date of the meeting during usual business hours at

Notice of Annual General Meeting continued

the registered office of the Company and will, on the date of the Meeting, be available for inspection at the venue of the Meeting for 15 minutes prior to, and at, the Meeting.

- (xii) Shareholders are advised that, unless otherwise stated, any telephone number, website or email address which may be set out in this notice of Annual General Meeting or in any related documents (including the proxy form) is not to be used for the purposes of serving information or documents on, or otherwise communicating with, the Company for any purposes other than those expressly stated.
- (xiii) Following the meeting, the results of the voting at the meeting and the numbers of proxy votes cast for and against and the number of votes actively withheld in respect of each of the resolutions will be announced via a Regulatory Information Service and placed on the Company's website www.newindia-trust.co.uk.
- (xiv) Further information regarding the meeting is available from www.newindia-trust.co.uk
- (xv) Under Section 338 of the Companies Act 2006, members may require the Company to give, to members of the Company entitled to receive this notice of meeting, notice of a resolution which may properly be moved and is intended to be moved at the meeting. Under Section 338A of that Act, members may request the Company to include in the business to be dealt with at the meeting any matter (other than a proposed resolution) which may properly be included in the business.
- (xvi) It is possible that, pursuant to requests made by members of the Company under Section 527 of the Companies Act 2006, the Company may be required to publish on a website a statement setting out any matter relating to: (i) the audit of the Company's accounts (including the auditor's report and the conduct of the audit) that are to be laid before the meeting; or (ii) any circumstances connected with an auditor of the Company ceasing to hold office since the previous meeting at which annual accounts and reports were laid in accordance with Section 437 of the Companies Act 2006. The Company may not require the members requesting any such website publication to pay its expenses in complying with Sections 527 or 528 of the Companies Act 2006. Where the Company is required to place a statement on a website under Section 527 of the Companies Act 2006, it must forward the statement to the Company's auditor not later than the time when it makes the statement available on the website. The business which may be dealt with at the meeting includes any statement that the Company has been required under Section 527 of the Companies Act 2006 to publish on a website.
- (xvii) As at 6 June 2011 (being the last practicable date prior to publication of this notice) the Company's issued share capital comprised 59,070,140 Ordinary shares of 25p each. Each Ordinary share carries the right to one vote at a general meeting of the Company. Accordingly, the total number of voting rights in the Company as at 6 June 2011 was 59,070,140.
- (xviii) There are special arrangements for holders of shares through Aberdeen's Investment Plan for Children, Investment Trust Share Plan and Investment Trust Individual Savings Account ('ISA'). These are explained in the separate 'Letter of Direction' which such holders will have received with this Annual Report.

Corporate Information

Directors

William Salomon, Chairman
Sarah Bates, Audit Committee Chairman
Professor Victor Bulmer-Thomas
Audley Twiston-Davies

Manager

Aberdeen Asset Management Asia Limited
21 Church Street
#01-01 Capital Square Two
Singapore 049480

Secretaries & Registered Office

Aberdeen Asset Management PLC
Bow Bells House
1 Bread Street
London EC4M 9HH

Company Registration Number

02902424

Website

www.newindia-trust.co.uk

Registrar

Computershare Investor Services PLC
The Pavilions
Bridgwater Road
Bristol BS99 6ZZ

Telephone: 0870 707 1153

(Calls to the above number are charged at 8 pence per minute from a BT landline. Other telephony providers' costs may vary.)

www-uk.computershare.com/investor

Email available via website

Stockbrokers

Winterflood Securities Limited
The Atrium Building
Cannon Bridge
25 Dowgate Hill
London EC4R 2GA

Independent Auditor

Ernst & Young LLP
1 More London Place
London SE1 2AF

Your Company's History

Issued Share Capital at 31 March 2011 and 6 June 2011

59,070,140 Ordinary shares of 25p

Capital History

4 August 2010	12,115,997 Ordinary shares issued following the final exercise of Warrants
5 August 2009	644,685 Ordinary shares issued following the exercise of Warrants
11 September 2008	21,708 Ordinary shares issued following the exercise of Warrants
18 June 2008	1,575,000 Ordinary shares purchased by Company for cancellation
13 August 2007	22,900 Ordinary shares issued following the exercise of Warrants
14 August 2006	500 Ordinary shares issued following the exercise of Warrants
7 August 2006	8,600 Ordinary shares issued following the exercise of Warrants
21 July 2005	18,700 Ordinary shares issued following the exercise of Warrants
14 July 2005	Accounting Reference Date changed from 28 February to 31 March
13 December 2004	Name changed from Deutsche Latin American Companies Trust PLC to New India Investment Trust PLC
9 December 2004	Shareholders voted in favour of a special resolution to transfer investment management services to Aberdeen Asset Management Asia Limited ("AAM Asia") and pursue a revised investment objective to provide shareholders with long term capital appreciation by investment in companies which are incorporated in India or which derive significant revenue or profit from India, with dividend yield from the Company being of secondary importance. Under the new management agreement company secretarial, accounting and administration services are provided by AAM Asia's parent Company, Aberdeen Asset Management PLC
Year ended 28 February 2002	450,000 Ordinary shares purchased by the Company for cancellation 1,000 Ordinary shares issued following the exercise of Warrants
Year ended 28 February 2001	Name changed from Morgan Grenfell Latin American Companies Trust PLC to Deutsche Latin American Companies Trust PLC 11,915,000 Ordinary shares purchased by the Company for cancellation
Year ended 28 February 2000	3,110,000 Ordinary shares purchased by the Company for cancellation
Year ended 28 February 1999	885,000 Ordinary shares purchased by the Company for cancellation
Year ended 28 February 1996	100 Ordinary shares issued following the exercise of Warrants
31 March 1994	64,170,950 Ordinary shares and 12,834,190 Warrants issued (representing one Warrant for every five Ordinary shares)
21 February 1994	Company incorporated as Morgan Grenfell Latin American Companies Trust PLC





Aberdeen