

abrdrn Index MPS

Managed Portfolio Service - Portfolio 3


March 2024

Key features

Inception date	8-May-19
Yield ¹	2.94%
Annual management fee	0.10%
Underlying ongoing charges figure	0.13%

¹Historic annual yield. Source: Financial Express (FE).

Risk profile



Investment objectives

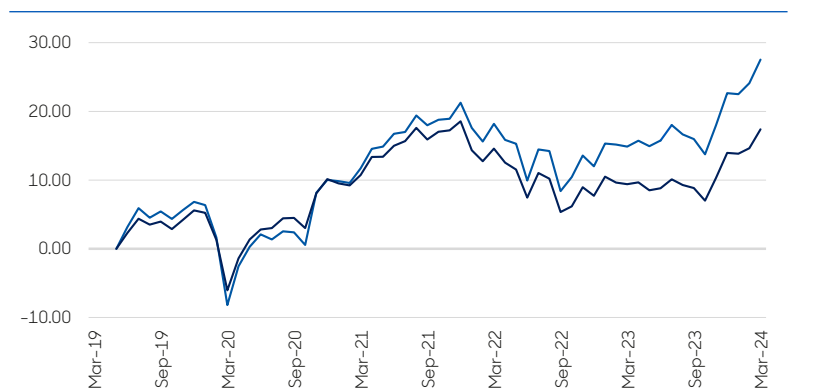
abrdrn Index MPS 3 aims to generate growth primarily through a diversified portfolio of index tracker funds over the long term. It is intended for investors with a medium low attitude to risk.

The portfolio invests in a wide variety of assets, typically in equities, fixed interest, alternatives and money markets. This blend of assets should help to dampen down volatility over the long term.

Ratings



Cumulative performance (%)



Performance (%)

	1M	3M	1Y	3Y	5Y	S.I. ²	Volatility ³
abrdrn Index MPS 3	2.76	3.98	11.02	14.15	N/A	27.09	7.66
ARC £ Balanced Asset	2.40	3.01	7.31	6.00	18.14	16.21	6.62
Relative	0.36	0.97	3.71	8.15	N/A	10.88	1.04

Discrete annual returns (%) - year to 31/03

	2020	2021	2022	2023	2024
abrdrn Index MPS 3	N/A	21.69	5.78	-2.80	11.02
ARC £ Balanced Asset	-5.44	17.86	3.46	-4.52	7.31
Relative	N/A	3.83	2.32	1.72	3.71

The figures shown here refer to the past. Past performance is not a reliable guide to future performance.

Portfolio performance is based on abrdrn Index MPS hosted on the abrdrn Wrap platform.

²S.I. is Since Inception

³Figures represent three year annualised volatility.

Performance figures are net of the abrdrn Portfolio Solutions Ltd management fee and underlying funds OCF.

Source: abrdrn, Financial Express. As at 31.03.2024.

Risk profilers



abrdrn.com



As with any investment, the value of your portfolio can go down as well as up and may be worth less than you invested.

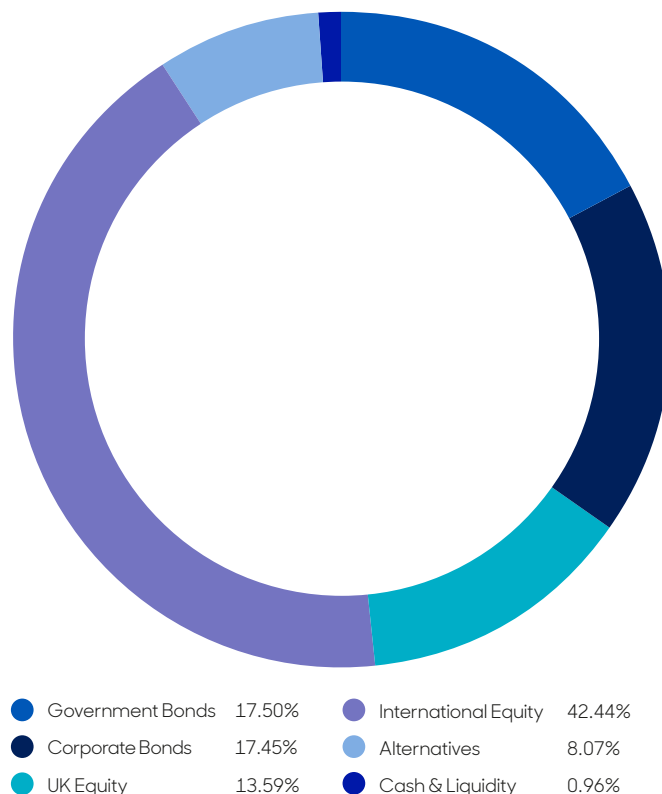
abrdn Index MPS – Portfolio 3 breakdown³

Fund Name	Weights (%)
Global Government Bonds	5.96
abrdn Global Government Bond Tracker Inst Fund	5.96
Global Inflation-Linked Government Bonds	4.42
abrdn Global Inflation-Linked Bond Tracker Fund	4.42
Emerging Market Debt	7.11
abrdn Emerging Markets Local Currency Bond Tracker Fund	7.11
UK Corporate Bonds	8.34
abrdn Sterling Corporate Bond Tracker Fund	8.34
Global High Yield Bonds	3.62
PIMCO Global High Yield Bond Fund	3.62
Global Corporate Bonds	5.48
abrdn Global Corporate Bond Tracker Fund	5.48
UK Equities	13.59
abrdn UK All Share Tracker Fund	13.59
North American Equities	24.76
abrdn American Equity Tracker Fund	24.76
European Equities	6.31
abrdn European Equity Tracker Fund	6.31
Developed Asian Equities	4.11
abrdn Asia Pacific ex Japan Tracker Fund	4.11
Japanese Equities	3.15
abrdn Japan Equity Tracker Fund	3.15
Emerging Market Equities	4.10
abrdn Emerging Markets Equity Tracker Fund	4.10
Global Infrastructure	5.20
L&G Global Infrastructure Index Fund	5.20
Global REITS	2.86
L&G Global Real Estate Dividend Index Fund	2.86
Cash	0.96

³The portfolio and asset class breakdowns shown on this page are based on abrdn Index MPS hosted on the abrdn Wrap platform. The data is rounded to 2 decimal places and small variances to totals may occur.

Source: abrdn. As at 31.03.2024.

Asset Allocation³



Investment team

Our MPS portfolios are managed by a dedicated investment management team on a discretionary basis. The team has over 85 years' investment experience in fund selection, asset allocation and portfolio construction. At abrdn, we have a clearly defined investment policy and devote significant resources to making sure it's consistently delivered and continuously developed. We utilise our global, institutional investment capabilities and follow a rigorous process when building all the MPS portfolios within a robust governance and oversight framework.

Important Information

This document is strictly for information purposes and should not be considered as an offer, investment recommendation or solicitation to deal in any of the investments mentioned herein. abrdn does not warrant the accuracy, adequacy or completeness of the information and materials contained in this document and expressly disclaim liability for errors or omissions in such information and materials.

No part of this document may be copied or duplicated in any form or by any means or redistributed without the written consent of abrdn.

This factsheet does not provide individually tailored advice. It has been prepared without regard to individual financial circumstances and objectives of persons who receive it. We recommend that investors seek the advice of a financial adviser. The appropriateness of a particular portfolio will depend on an investor's individual circumstances and objectives.

Investors should remember that the value of investments and the income from them can go down as well as up and that past performance is not a guarantee of future returns.

Performance

Portfolio performance is based on abrdn Index MPS hosted on the abrdn WRAP platform. Portfolio constituents and performance may vary on other platforms. The portfolio has not been available on all platforms since inception. The performance figures may vary due to product specific charges and should be viewed on an indicative basis.

Performance figures are net of the abrdn Portfolio Solutions Ltd management fee and underlying funds OCF. However they do not include the deduction of product and adviser specific charges. The effect of these charges would be to reduce the performance levels shown. In addition, MPS portfolios are subject to fund level annual management charges, which vary over time in line with the composition of the portfolio. Please refer to the relevant Managed Portfolio Service Annual Charges Summary for more information on charges.

ARC Private Client Indices

ARC Private Client Indices are based on actual client portfolio returns provided by various investment management companies. These portfolio returns are allocated to one of four categories based on the volatility of their returns relative to world equities, and an average return is calculated for each category.

Grouping portfolios by their volatility differs from the traditional approach, which compares portfolios which have similar asset allocations. Instead, investment managers may use whatever asset allocation they consider appropriate to achieve the desired levels of return and volatility.

For more information visit abrdn.com

abrdn Portfolio Solutions Limited, registered in England (08948895) at 280 Bishopsgate, London, United Kingdom, EC2M 4AG.

abrdn Portfolio Solutions Limited is authorised and regulated by the Financial Conduct Authority.

0324 ©abrdn plc 2024. All rights reserved.

Aprimo ID: AA-080424-176400-39

abrdn.com